

2020

# FINANCING AND BORROWING ACTIVITIES



European  
Investment  
Bank

*The EIB bank*



**2020**

# **FINANCING AND BORROWING ACTIVITIES**

## European Investment Bank financing and borrowing activities 2020

© European Investment Bank, 2021.

98-100, boulevard Konrad Adenauer – L-2950 Luxembourg

+352 4379-1

info@eib.org

www.eib.org

twitter.com/eib

facebook.com/europeaninvestmentbank

youtube.com/eibtheeubank

All rights reserved.

All questions on rights and licensing should be addressed to [publications@eib.org](mailto:publications@eib.org).

Our investments support sustainability everywhere, including in the oceans, where the rich diversity of coral reefs is threatened by human activity and climate change. Coral reefs are an essential ecosystem. About 25% of all ocean fish depend on them. They protect the coasts and provide a source of income for millions of people. For a long time, their degradation was ignored. Now they symbolise the shift in thinking needed to stop climate change. That's why they deserve a place on the covers of our major reports this year.

The EIB wishes to thank the following promoters and suppliers for the photographs illustrating this report.

Photo credits: EIB, Shutterstock. All rights reserved.

Authorisation to reproduce or use these photos must be requested directly from the copyright holder.

For further information on the EIB's activities, please consult our website, [www.eib.org](http://www.eib.org).

You can also contact [info@eib.org](mailto:info@eib.org). Get our e-newsletter at [www.eib.org/sign-up](http://www.eib.org/sign-up).

Published by the European Investment Bank.

Printed on Munken Polar, bouffant 1.13, FSC® Mix blanc.

The EIB uses paper certified by the Forest Stewardship Council (FSC). Because it's made by people who like trees.

FSC promotes environmentally sound, socially beneficial, and economically viable management of the world's forests.

We all know reading is good for you. It's good for the planet, too – as long as you read on the right paper.

Printed by Imprimerie Centrale

print: QH-AC-21-001-EN-C ISBN 978-92-861-4920-7 ISSN 1725-3632 doi:10.2867/27045  
pdf: QH-AC-21-001-EN-N ISBN 978-92-861-4921-4 ISSN 2363-3697 doi:10.2867/430905



## **ABOUT THIS REPORT**

We measure our success in terms of the impact we have on people's lives in the European Union and many countries across the globe. This report on EIB financing and borrowing activities – previously called the EIB statistical report – lets you assess our work, too. We are proud to present it to you.

The 2020 report provides detailed information on lending and borrowing at the European Investment Bank. We are the European Union's bank and one of the biggest multilateral lenders in the world.

The highlights section of this report shows our investments country by country, and the geographical breakdown outlines our funding in EU countries and regions outside Europe. We included special pages for each EU country, with graphs showing how much money we lent in different economic sectors. You can follow our financing activity over a period of five years. We present a full list of projects in each country and the financing provided. We indicate the policy goals addressed in each project.

The report's supplement section shows the investments in each country by policy objective and by economic sector in 2020 and in the 2015-2020 period. This breakdown enables a deeper understanding of the trends in our lending.

The highlights section also shows the currencies we used to raise money, while the supplement section provides detailed data on the money we raised.

The report concludes with a summary of the European Investment Fund's work in 2020: the equity deals, guarantees and inclusive finance that represent the three principal areas of its work.

## **WORKING QUICKLY TO TACKLE THE PANDEMIC**

The COVID-19 pandemic had a dramatic impact on the global economy in 2020. It is a crisis like no other, crippling demand and supply, creating huge uncertainties and long-term shifts in consumer preferences and production practices. It is one of the most severe blows to economic growth on record, forcing extraordinary economic policy measures to be rushed into place around the world.

The European Investment Bank worked quickly to provide emergency help for these unprecedented challenges. We worked hard with international partners to improve public health systems, boost economies and address societies' difficulties.

The EIB Group has a high level of expertise in healthcare finance that became even more important during the pandemic. Our financing helped develop COVID-19 vaccines and supported the distribution of 1 billion vaccines in 92 low- and middle-income countries through a €400 million package of assistance, our largest support ever for public health. We made €6 billion available for investments in the healthcare sector to improve medical supplies, step up research and encourage more work in vaccines and therapies.

We are working on making another €5 billion in finance available during the pandemic to countries around the world to improve healthcare systems and offer more loans to small and medium companies that are the engines of growth for jobs.

Financing for small businesses will be especially important in 2021, as the world battles to recover from the pandemic, keep healthcare systems running and lift the global economy. Our new efforts will be detailed in our report next year, but the impact of this work is being felt right now in the lives of Europeans and many other people around the world.

# CONTENTS

## **6 EUROPEAN INVESTMENT BANK**

### **6 HIGHLIGHTS 2020**

### **7 GEOGRAPHICAL BREAKDOWN OF SIGNED FINANCE CONTRACTS**

### **8 EUROPEAN UNION**

8	<b>AUSTRIA</b>	24	<b>GREECE</b>	38	<b>REGIONAL – EU COUNTRIES</b>
10	<b>BELGIUM</b>	25	<b>HUNGARY</b>	39	<b>ROMANIA</b>
11	<b>BULGARIA</b>	26	<b>IRELAND</b>	40	<b>SLOVAKIA</b>
12	<b>CROATIA</b>	27	<b>ITALY</b>	41	<b>SLOVENIA</b>
13	<b>CYPRUS</b>	30	<b>LATVIA</b>	42	<b>SPAIN</b>
14	<b>CZECH REPUBLIC</b>	31	<b>LITHUANIA</b>	45	<b>SWEDEN</b>
15	<b>DENMARK</b>	32	<b>LUXEMBOURG</b>		
16	<b>ESTONIA</b>	33	<b>MALTA</b>		
17	<b>FINLAND</b>	34	<b>NETHERLANDS</b>		
18	<b>FRANCE</b>	35	<b>POLAND</b>		
21	<b>GERMANY</b>	37	<b>PORTUGAL</b>		

## **46 OUTSIDE THE EUROPEAN UNION**

46	<b>EUROPEAN FREE TRADE ASSOCIATION (EFTA) COUNTRIES</b>
46	<b>CANDIDATE COUNTRIES</b>
47	<b>POTENTIAL CANDIDATE COUNTRIES</b>
47	<b>RUSSIA, EASTERN EUROPE, SOUTHERN CAUCASUS</b>
48	<b>MEDITERRANEAN COUNTRIES</b>
49	<b>AFRICAN, CARIBBEAN AND PACIFIC (ACP) STATES</b>
52	<b>OVERSEAS COUNTRIES AND TERRITORIES (OCT)</b>
52	<b>SOUTH AFRICA</b>
52	<b>ASIA</b>
52	<b>CENTRAL ASIA</b>
53	<b>LATIN AMERICA</b>

## **54 STATISTICAL SUPPLEMENT**

## **74 EUROPEAN INVESTMENT FUND**

### **74 HIGHLIGHTS 2020**

75	<b>EQUITY SIGNATURES</b>
78	<b>GUARANTEE SIGNATURES</b>
83	<b>INCLUSIVE FINANCE SIGNATURES</b>

# EUROPEAN INVESTMENT BANK

## HIGHLIGHTS 2020

### Resources raised (before swaps) (€ million)

Total:

**€69 964m**



### Financing activity (€ million)

APPROVED: **€95 405m**



SIGNED: **€66 089m**



DISBURSED: **€58 259m**

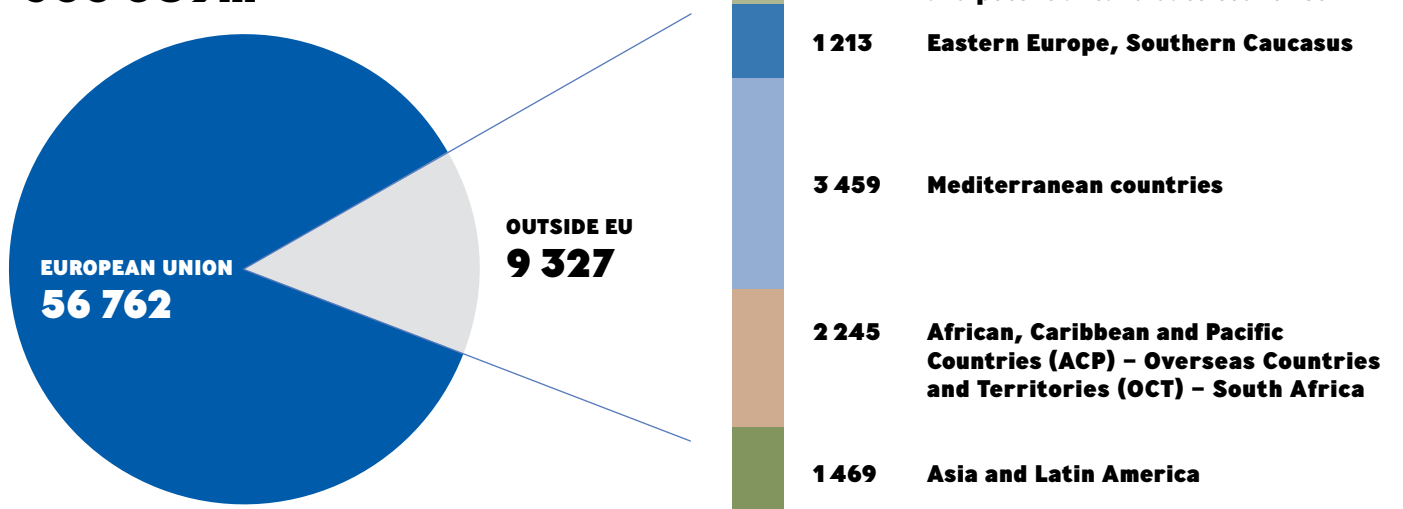


European Union  
Outside the European Union

### Geographical breakdown of signatures (€ million)

Total:

**€66 089m**





# GEOGRAPHICAL BREAKDOWN OF FINANCE CONTRACTS SIGNED

(€ million)

	2020		2016-2020	
	Amount	%	Amount	%
Austria	1 636	2.5	7 123	2.2
Belgium	1 279	1.9	8 361	2.5
Bulgaria	115	0.2	1 145	0.3
Croatia	343	0.5	2 320	0.7
Cyprus	245	0.4	1 236	0.4
Czech Republic	1 195	1.8	4 462	1.4
Denmark	547	0.8	3 233	1.0
Estonia	280	0.4	1 082	0.3
Finland	652	1.0	7 673	2.3
France	8 938	13.5	37 314	11.3
Germany	5 946	9.0	30 125	9.1
Greece	2 391	3.6	9 811	3.0
Hungary	758	1.1	3 591	1.1
Ireland	902	1.4	4 412	1.3
Italy	10 856	16.4	48 805	14.8
Latvia	119	0.2	485	0.1
Lithuania	1 026	1.6	1 699	0.5
Luxembourg	37	0.1	331	0.1
Malta	23	0.0	235	0.1
Netherlands	2 037	3.1	11 278	3.4
Poland	4 615	7.0	22 414	6.8
Portugal	1 614	2.4	7 420	2.2
Regional - EU countries	626	0.7	4 715	1.4
Romania	460	0.3	4 546	0.7
Slovakia	172	0.3	2 177	0.2
Slovenia	221	11.5	654	13.1
Spain	7 625	3.2	43 126	2.9
Sweden	2 106	0.9	9 628	1.4
<b>European Union</b>	<b>56 762</b>	<b>85.9</b>	<b>279 400</b>	<b>84.7</b>
<i>of which third-party resources</i>	<i>308</i>		<i>1 308</i>	
EFTA countries <sup>(1)</sup>	68	0.1	1 030	0.3
Former Member State: United Kingdom	–	–	10 193	3.1
Candidate countries	345	0.5	5 501	1.7
Potential candidate countries	528	0.8	1 110	0.3
Eastern Europe, Southern Caucasus, Russia	1 213	1.8	5 512	1.7
Mediterranean countries	3 459	5.2	11 380	3.4
ACP / OCT States	2 153	3.3	7 403	2.2
South Africa	92	0.1	328	0.1
Asia, Central Asia	984	1.5	4 915	1.5
Latin America	486	0.7	3 112	0.9
<b>Outside the European Union</b>	<b>9 327</b>	<b>14.1</b>	<b>50 483</b>	<b>15.3</b>
<i>of which third-party resources</i>	<i>1 158</i>		<i>4 600</i>	
<b>Total</b>	<b>66 089</b>	<b>100.0</b>	<b>329 884</b>	<b>100.0</b>

Note:

Amounts are expressed in € million.

For recording statistics of its financing operations – contract signatures and disbursements – the EIB uses the following conversion rates: conversion rates obtained on the day of the operation.

As the figures are rounded up/down, the totals might not correspond to the sum of the individual amounts.

The public policy objectives were defined in the Operational Plan 2020. In the list of operations within the European Union, the objectives corresponding to the loans are indicated in the right-hand column:

## Creating a healthy and safe ENVIRONMENT

**EP** Environmental protection and natural resource efficiency

**RE-EE** Renewable energy and energy efficiency

**ST** Sustainable transport - urban and inter-urban

## Building efficient INFRASTRUCTURE

**CSE** Competitive and secure energy

**TD** Integrated territorial development

**TEN-T** Strategic transport including the trans-European transport network (TEN-T)

**INNOV** Innovation and skills

**SME** Small and medium-sized enterprises and mid-caps

## Transversal indicators

**C** Economic and social cohesion

**CA** Climate action

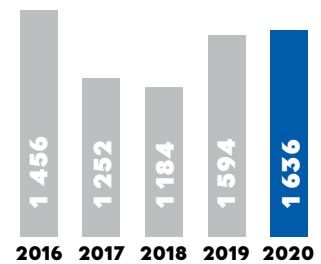
In the list of operations outside the European Union, loans from own resources are indicated by \*, and financing operations from third-party resources, in the form of either a conditional loan or an equity participation, by ▲.

<sup>(1)</sup> European Free Trade Association (EFTA).

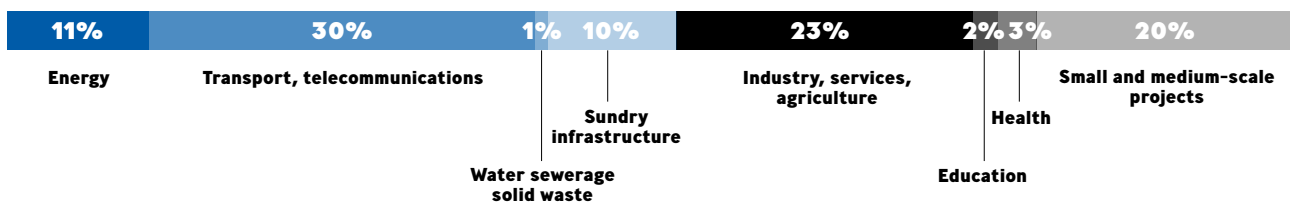
# EUROPEAN UNION

## AUSTRIA

Signatures  
2016-2020 (in € million)



Signatures by sector from 2016 to 2020



### €1 635.9 million

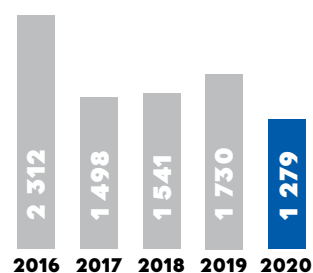
Project Name	Partner	Amount (€ million)	EP	RE-EE	ST	CSE	TD	TEN-T	INNOV	SME	C	CA
CITYJET REGIONAL ROLLING STOCK	OEBB-PERSONENVERKEHR AG	200.0										
POWERTRAIN DEVELOPMENT AND TEST SYSTEMS RDI	AVL LIST GMBH	50.0										
WIENER WOHNEN REVITALISIERUNG	STADT WIEN	75.0										
KTM MOTORCYCLE RDI	KTM AG	50.0										
AFFORDABLE HOUSING HYPO NOE	HYPO NOE LANDESBANK FUER NIEDEROESTERREICH UND WIEN AG	30.0										
AFFORDABLE HOUSING RLBNW	RAIFFEISENLANDESBANK NIEDEROESTERREICH-WIEN AG	30.0										
PANNONIA ONSHORE WIND	WINDPARK PANNONIA GOLS GMBH	107.4										
WINDFARMS PRINZENDORF AND POWI	WINDKRAFT SIMONSFELD AG	41.0										
WINDFARMS PRINZENDORF AND POWI	WINDKRAFT SIMONSFELD AG, ERSTE BANK DER OESTERREICHISCHEN SPARKASSEN AG	22.1										
TTTECH AUTONOMOUS DRIVING RDI	TTTECH AUTO AG	25.5										
ZKW AUTOMOTIVE LIGHTING RDI	ZKW GROUP GMBH	97.1										
AFFORDABLE HOUSING AUSTRIA BAWAG (PL)	BAWAG PSK BANK FUER ARBEIT UND WIRTSCHAFT UND OESTERREICHISCHE POSTSPARKASSE AG	50.0										
HYPO VORARLBERG COVID-19 ENHANCED SUPPORT FOR EE	EUROPEAN INVESTMENT FUND	56.1										
HIRSCHMANN AUTO TECH SOLUTIONS	HIRSCHMANN AUTOMOTIVE GMBH	65.0										
AFFORDABLE HOUSING AUSTRIA ERSTE BANK (PL)	ERSTE BANK DER OESTERREICHISCHEN SPARKASSEN AG	100.0										
BAWAG PSK URBAN DEVELOPMENT	BAWAG PSK BANK FUER ARBEIT UND WIRTSCHAFT UND OESTERREICHISCHE POSTSPARKASSE AG	100.0										

## AUSTRIA (CONTINUED)

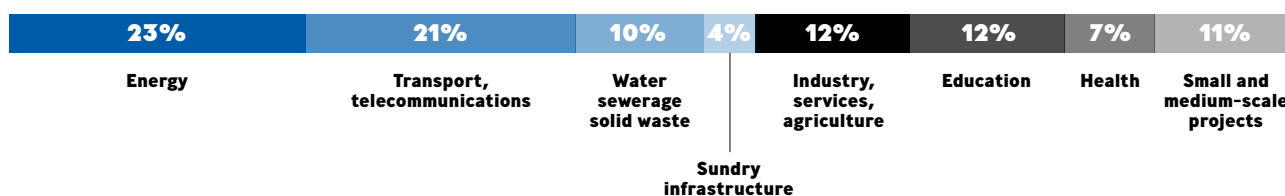
			EP	RE-EE	ST	CSE	TD	TEN-T	INNOV	SME	C	CA
BTV COVID-19 ABS FOR SMES & MIDCAPS	EUROPEAN INVESTMENT FUND	86.3	■	■	■	■	■	■	■	■	■	■
BOREALIS RDI AND CIRCULAR ECONOMY	BOREALIS AG	155.0	■	■	■	■	■	■	■	■	■	■
RLBNW RENEWABLE ENERGY MBIL	RAIFFEISENLANDESBANK NIEDEROESTERREICH-WIEN AG	50.0	■	■	■	■	■	■	■	■	■	■
DEUTSCHE LEASING LOAN FOR SMES & MIDCAPS III	DEUTSCHE LEASING FUNDING BV	10.0	■	■	■	■	■	■	■	■	■	■
RLB OO LOAN FOR SMES AND MIDCAPS III	RAIFFEISENLANDESBANK OBEROESTERREICH AG	80.0	■	■	■	■	■	■	■	■	■	■
RVS LOAN FOR SMES MIDCAPS & OTHER OBJECTIVES II	RAIFFEISENVERBAND SALZBURG EGEN	25.5	■	■	■	■	■	■	■	■	■	■
RBI COVID19 LOAN FOR SMES AND MIDCAPS	RAIFFEISEN BANK INTERNATIONAL AG	80.0	■	■	■	■	■	■	■	■	■	■
ERSTE GREEN HOUSING MBIL	ERSTE BANK DER OESTERREICHISCHEN SPARKASSEN AG	50.0	■	■	■	■	■	■	■	■	■	■

# BELGIUM

## Signatures 2016-2020 (in € million)



### Signatures by sector from 2016 to 2020

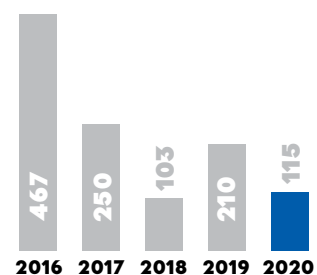


## €1 279.5 million

Project Name	Company	Value (€ million)	EP	RE-EE	ST	CSE	TD	TEN-T	INNOV	SME	C	CA
EUROSTAR ROLLING STOCK	SOCIETE NATIONALE SNCF SA, SOCIETE NATIONALE DES CHEMINS DE FER BELGES, PATINA RAIL LLP	3.7										
STEELANOL (EDP)	C-SHIFT	75.0										
CHWAPI TOURNAI HOSPITAL (BELGIUM)	CENTRE HOSPITALIER DE WALLONIE PICARDE	145.0										
APERAM ADVANCED STAINLESS STEEL MANUFACTURING	APERAM SA	69.9										
WALLONIA SUSTAINABLE WASTEWATER TREATMENT (SPGE)	SOCIETE PUBLIQUE DE GESTION DE L'EAU	150.0										
ZNA - ZIEKENHUISNETWERK ANTWERPEN	HET ZIEKENHUISNETWERK ANTWERPEN	100.0										
MENTAL HEALTHCARE INFRASTRUCTURE IN BELGIUM	ORGANISATIE BROEDERS VAN LIEFDE	50.0										
WALLONIA WASTEWATER AND BIODIVERSITY SPGE (NCFE)	SOCIETE PUBLIQUE DE GESTION DE L'EAU	4.5										
DIGITAL INTEGRATED TEXTILE MANUFACTURING	VANDEWIELE NV	48.0										
ING BANK COVID19 ENHANCED SME AND MIDCAP SUPPORT	EUROPEAN INVESTMENT FUND	153.1										
FLUVIUS SMART METERS	FLUVIUS SYSTEM OPERATOR	50.0										
COMMUNAUTE FRANCAISE (BE) EDUCATION INFRA	COMMUNAUTE FRANCAISE DE BELGIQUE	300.0										
AGC COVID 19 RDI 2021-2024	AGC GLASS EUROPE	130.3										

# BULGARIA

Signatures  
2016-2020 (in € million)



Signatures by sector from 2016 to 2020

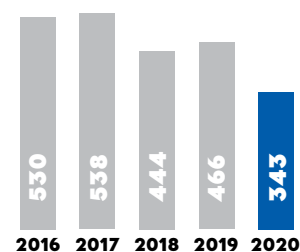


## €115.0 million


Project Name	Beneficiary	Amount (€ million)	EP	RE-EE	ST	CFE	TD	TEN-T	INNOV	SME	C	CA
BIOVET PESHTERA	BIOVET AD	25.0										
FLAG DFI COMPLEMENTARY URBAN FACILITY	FUND FOR LOCAL AUTHORITIES AND GOVERNMENTS IN BULGARIA - FLAG EAD - SOFIA	25.0										
BONI MEAT PRODUCTION	BONI HOLDING AD	30.0										
PROCREDIT EU SMES MID-CAPS & CLIMATE ACTION MBIL	PROCREDIT BANK (BULGARIA) AD	15.0										
PROCREDIT EU SMES MIDCAPS & CA MBIL II	PROCREDIT BANK (BULGARIA) AD	20.0										

# CROATIA

## Signatures 2016-2020 (in € million)



### Signatures by sector from 2016 to 2020



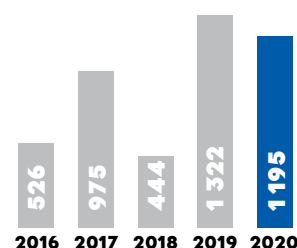
## €342.5 million

Loan Name	Bank	Amount (€ million)	EP	RE-EE	ST	CSE	TD	TEN-T	INNOV	SME	C	CA
HBOR LOAN FOR SMES II	HRVATSKA BANKA ZA OBNOVU I RAZVITAK	142.5										
HPB LOAN FOR SMES MIDCAPS AND OTHER PRIORITIES	HRVATSKA POSTANSKA BANKA DD	10.0										
PBZ LOAN FOR SMES MIDCAPS AND OTHER PRIORITIES	PRIVREDNA BANKA ZAGREB DD	20.0										
PBZ AGRICULTURE LOAN FOR SMES AND MIDCAPS	PRIVREDNA BANKA ZAGREB DD	20.0										
HBOR COVID-19 RESPONSE FOR SMES & MIDCAPS	HRVATSKA BANKA ZA OBNOVU I RAZVITAK	100.0										
ZABA COVID19 LOAN FOR SMES & MIDCAPS	ZAGREBACKA BANKA DD	50.0										

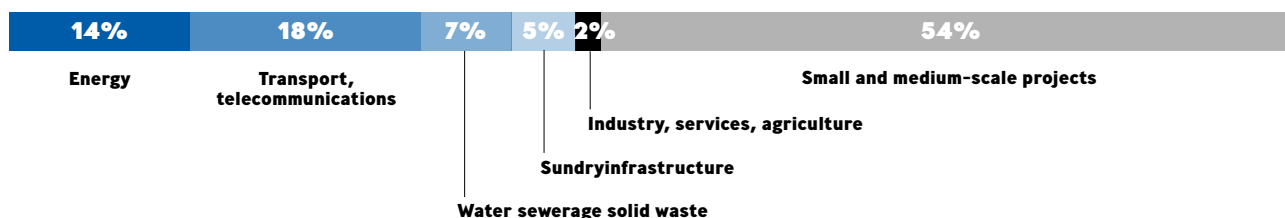


# CZECH REPUBLIC

Signatures  
2016-2020 (in € million)



## Signatures by sector from 2016 to 2020



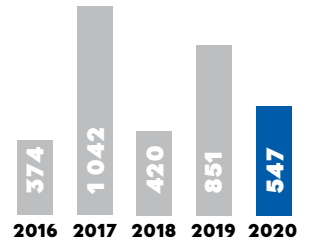
## €1 195.1 million

			EP	RE-EE	ST	CSE	TD	TEN-T	INNOV	SME	C	CA
MAIER AUTOMOTIVE MIDCAP GROWTH INVESTMENTS	MAIER SC	3.1										
SOUTH-MORAVIA REGIONAL ROLLING STOCK	JIHOMORAVSKY KRAJ	93.8										
CZECH AGRICULTURE - WATER MANAGEMENT	CZECH REPUBLIC	299.7										
PARDUBICE REGIONAL INFRASTRUCTURE IV	PARDUBICKY KRAJ	75.0										
CD CARGO ROLLING STOCK	CD CARGO AS	130.0										
CENTRAL BOHEMIA REGIONAL INFRASTRUCTURE	STREDOCESKY KRAJ	47.7										
CEPS TRANSMISSION GRID III	CEPS AS	189.7										
CESKA SPORITELNA LOAN FOR SMES AND MIDCAPS II	CESKA SPORITELNA AS	100.0										
SGEF CZ CLIMATE ACTION AND OTHER PRIORITIES II	SG EQUIPMENT FINANCE CZECH REPUBLIC SRO	56,0										
CSOB LEASING CZ COVID19 RESPONSE FOR SME&MIDCAPS	CSOB LEASING AS	130.0										
MONETA COVID19 RESPONSE FOR SME & MIDCAPS	MONETA MONEY BANK AS	70.0										



# DENMARK

Signatures  
2016-2020 (in € million)



## Signatures by sector from 2016 to 2020

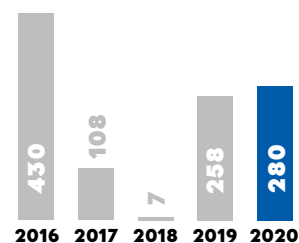


**€546.8 million**

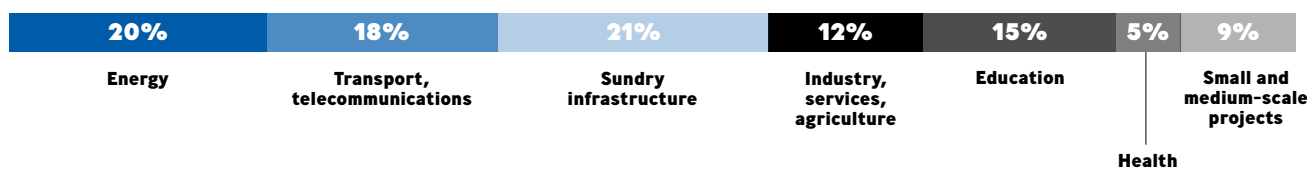
Project Name	Beneficiary	Value (€ million)	EP	RE-EE	ST	CSE	TD	TEN-T	INNOV	SME	C	CA
EUROPEAN SPALLATION SOURCE - ESS	EUROPEAN SPALLATION SOURCE ERIC	12.5										
GN STORE NORD ACOUSTIC TECHNOLOGY RDI II	GN STORE NORD A/S	47.7										
INNOVATIVE PROCESS TECHNOLOGIES	GEA GROUP AG	8.0										
DSB NEW TRAINS	DSB	150.0										
GETINGE MEDICAL TECHNOLOGY RDI	GETINGE AB (PUBL)	2.4										
DEMANT - ADVANCED TECHNOLOGY HEARING AIDS RDI	DEMANT A/S	72.2										
EVAXION BIOTECH (IDFF)	EVAXION BIOTECH A/S	20.0										
EVERFUEL GREEN HYDROGEN PROJECT (FM)	EVERFUEL DENMARK A/S	20.7										
SMART INNOVATION 2	GLOBAL DOMINION ACCESS SA	1.0										
TEMPLAFY (EGFF)	TEMPLAFY APS	12.0										
NOVOZYMES BIOTECHNOLOGY RDI	NOVOZYMES A/S	100.0										
JYSKE LOAN FOR SMES AND MIDCAPS II	JYSKE BANK A/S	100.4										

# ESTONIA

Signatures  
2016-2020 (in € million)



Signatures by sector from 2016 to 2020

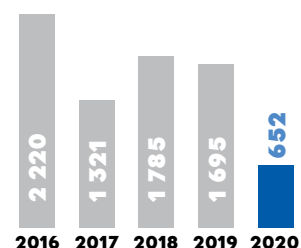


## €279.9 million

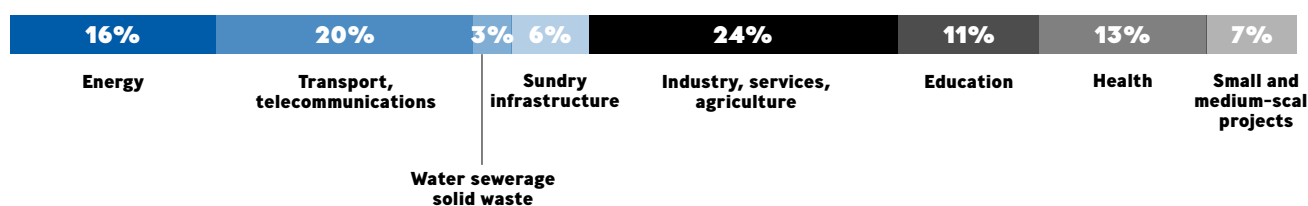
Project Name	Beneficiary	Amount (€ million)	EP	RE-EE	ST	CSE	TD	TEN-T	INNOV	SME	C	CA
NORTH ESTONIA MEDICAL CENTRE III	SIHTASUTUS POEHJA-EESTI REGIONAALHAIGLA	25.0										
ESTONIAN RAILWAY	EESTI RAUDTEE AS	95.0										
ELEKTRILEVI FTTH NETWORK DEVELOPMENT	ELEKTRILEVI OU	70.0										
LUMINOR COVID-19 ENHANCED SUPPORT FOR SMES	EUROPEAN INVESTMENT FUND	87.5										
ALTUM COVID-19 CRISIS RESPONSE LOAN FOR SMES	ATTISTIBAS FINANSU INSTITUCIJA ALTUM AS	2.4										

# FINLAND

Signatures  
2016-2020 (in € million)



Signatures by sector from 2016 to 2020

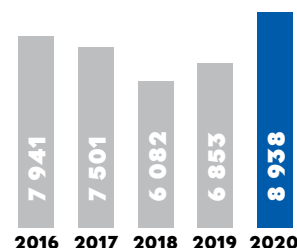


## €651.5 million

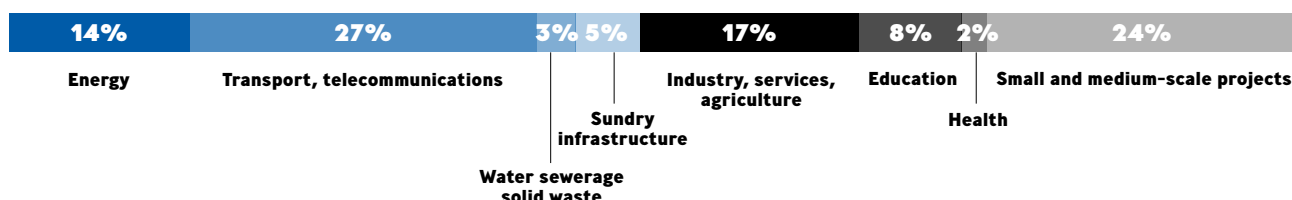
Project Name	Beneficiary	Value (€ million)	EP	RE-EE	ST	CSE	TD	TEN-T	INNOV	SME	C	CA
ESPOO SCHOOLS PPP PROJECT	KUMPPANUUSKOULUT OY	60.0										
WO NEAR ZERO ENERGY BUILDINGS	LUMO KODIT OY	34.0										
HUS HEALTH CARE INVESTMENT PROGRAMME III	HELSINGIN JA UUDENMAAN SAIRAANHOITOPUOLUSTUS OY	100.0										
LAHTI EDUCATION INFRASTRUCTURE	LAHDEN KAUPUNKI	100.0										
ELENIA DISTRIBUTION NETWORK INVESTMENTS II	ELENIA VERKKO OYJ	100.0										
BOREALIS RDI AND CIRCULAR ECONOMY	BOREALIS AG	32.5										
STORA ENSO - ENVIRONMENTAL CONVERSION	STORA ENSO OYJ	150.0										
PROCESS TECHNOLOGY RDI	VALMET OYJ	75.0										

# FRANCE

Signatures  
2016-2020 (in € million)



## Signatures by sector from 2016 to 2020



**€8 937.7 million**

			EP	RE-EE	ST	CSE	TD	TEN-T	INNOV	SME	C	CA
EUROSTAR ROLLING STOCK	SOCIETE NATIONALE SNCF SA, SOCIETE NATIONALE DES CHEMINS DE FER BELGES, PATINA RAIL LLP	41.0										
PARIS LIGNE 15 SUD MATERIEL ROULANT	ILE-DE-FRANCE MOBILITES	240.0										
ENEDIS ADVANCED METERING	ENEDIS, ELECTRICITE DE FRANCE	400.0										
FRENCH OFFSHORE ROUND 1 - SAINT NAZAIRE & FECAMP	EOLIENNES OFFSHORE DES HAUTES FALAISES SAS	450.0										
NOUVEL HOPITAL DE LENS	CENTRE HOSPITALIER DOCTEUR SCHAFFNER DE LENS	85.0										
PROJET CITEZEN BHNS - THIONVILLE	SYNDICAT MIXTE DES TRANSPORTS URBAINS THIONVILLE-FENSCH	100.0										
ANTOLIN CAR INTERIORS RDI	GRUPO ANTOLIN-IRAUSA SA	4.6										
TOULOUSE TRANSPORTS URBAINS	SYNDICAT MIXTE DES TRANSPORTS EN COMMUN DE L'AGGLOMERATION TOULOUSAINE	400.0										
EIB-CDC PLATFORM - CLEAN BUSES	PUBLIC ENTITY(IES), PRIVATE ENTITY(IES)	100.0										
GETINGE MEDICAL TECHNOLOGY RDI	GETINGE AB (PUBL)	1.8										
IN LI LOGEMENT INTERMEDIAIRE	IN'LI	60.0										
CLEAN BUSES CLERMONT FERRAND - COVID-19 RESPONSE	SYNDICAT MIXTE DES TRANSPORTS EN COMMUN DE L'AGGLOMERATION CLERMontoise	90.0										
APERAM ADVANCED STAINLESS STEEL MANUFACTURING	APERAM SA	5.1										
PARIS HABITAT LOGEMENTS INTERMEDIAIRES	PARIS HABITAT-OPH	52.0										
LYCEES GUADELOUPE	REGION DE LA GUADELOUPE	90.0										
DEMANT - ADVANCED TECHNOLOGY HEARING AIDS RDI	DEMANT A/S	7.0										

# FRANCE (CONTINUED)

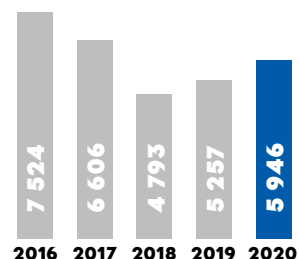
			EP	RE-EE	ST	CSE	TD	TEN-T	INNOV	SME	C	CA
PLAN EAU ET ASSAINISSEMENT	CREDIT AGRICOLE SA	100.0	■	■	■	■	■	■	■	■	■	■
NIDEC PSA EMOTORS	NIDEC PSA EMOTORS	145.0	■	■	■	■	■	■	■	■	■	■
ELDERLY AFFORDABLE ASSISTED LIVING France	KORIAN SA	55.0	■	■	■	■	■	■	■	■	■	■
EUTELSAT ADVANCED BROADBAND SATELLITE	EUTELSAT SA	200.0	■	■	■	■	■	■	■	■	■	■
BPCE ACTION POUR LE CLIMAT	BPCE	125.0	■	■	■	■	■	■	■	■	■	■
BOURGOGNE-FRANCHE-COMTE MATERIEL ROULANT	REGION BOURGOGNE-FRANCHE-COMTE	98.0	■	■	■	■	■	■	■	■	■	■
STM SMART SEMICONDUCTOR R&D	STMICROELECTRONICS NV	250.0	■	■	■	■	■	■	■	■	■	■
AVRIL RDI PROGRAMME	AVRIL SCA	50.0	■	■	■	■	■	■	■	■	■	■
AUVERGNE NUMERIQUE TRES HAUT DEBIT	AUVERGNE NUMERIQUE	200.0	■	■	■	■	■	■	■	■	■	■
MEGALIS BRETAGNE TRES HAUT DEBIT	MEGALIS BRETAGNE	150.0	■	■	■	■	■	■	■	■	■	■
SUD PROVENCE-ALPES-COTE-D AZUR MATERIEL ROULANT	REGION PROVENCE-ALPES-COTE-D'AZUR	20.0	■	■	■	■	■	■	■	■	■	■
OCCITANIE MATERIEL ROULANT	REGION OCCITANIE	65.0	■	■	■	■	■	■	■	■	■	■
CHASSIS & BIW & MECHANISMS RDI	GESTAMP AUTOMOCION SA	18.4	■	■	■	■	■	■	■	■	■	■
CARGOBEAMER (FM)	CARGOBEAMER AG	8.0	■	■	■	■	■	■	■	■	■	■
REGION GRAND-EST MATERIEL ROULANT	REGION GRAND EST	240.0	■	■	■	■	■	■	■	■	■	■
LOGEMENTS INTERMEDIAIRES VILLES & REGIONS FRANCE	LIVIE SA	125.0	■	■	■	■	■	■	■	■	■	■
MERIDIAM GREEN IMPACT GROWTH FUND (GIGF)	MERIDIAM GREEN IMPACT GROWTH FUND SLP	35.0	■	■	■	■	■	■	■	■	■	■
ENGIE SOLUTIONS DHC NETWORKS	ENGIE ENERGIE SERVICES, COMPAGNIE PARISIENNE DE CHAUFFAGE URBAIN SA, CLIMESPACE	212.5	■	■	■	■	■	■	■	■	■	■
E-MOBILITY - HIGH POWER CHARGING STATIONS	TOTAL MARKETING SERVICES SAS	80.0	■	■	■	■	■	■	■	■	■	■
EFFEL BIOGAS FUND	FONDS EIFFEL GAZ VERT SLP	50.0	■	■	■	■	■	■	■	■	■	■
BNPP COVID19 RESPONSE FOR SMES AND MIDCAPS	EUROPEAN INVESTMENT FUND	103.1	■	■	■	■	■	■	■	■	■	■
REFONTE ACHERES SEINE AVAL	SYNDICAT INTERDEPARTEMENTAL POUR L'ASSAINISSEMENT DE L'AGGLOMERATION PARISIENNE	250.0	■	■	■	■	■	■	■	■	■	■
AMADEUS RDI INNOVATIVE SOLUTIONS	AMADEUS IT GROUP SA	200.0	■	■	■	■	■	■	■	■	■	■
KWS SAAT RDI	KWS SAAT SE & CO KGAA	34.0	■	■	■	■	■	■	■	■	■	■
EDUCATION SEINE-ET-MARNE	DEPARTEMENT DE SEINE-ET-MARNE	140.0	■	■	■	■	■	■	■	■	■	■
DIGITAL INTEGRATED TEXTILE MANUFACTURING	VANDEWIELE NV	9.0	■	■	■	■	■	■	■	■	■	■
CORRIDOR H2 - OCCITANIE	REGION OCCITANIE	40.0	■	■	■	■	■	■	■	■	■	■
VULOG (FM)	VU LOG SA	15.0	■	■	■	■	■	■	■	■	■	■
ILIAD 5G NETWORK DEPLOYMENT FRANCE	ILIAD SA	300.0	■	■	■	■	■	■	■	■	■	■
COLLECTIVITES FRANCE VS COVID 19 GRENOBLE	GRENOBLE-ALPES METROPOLE	100.0	■	■	■	■	■	■	■	■	■	■

## FRANCE (CONTINUED)

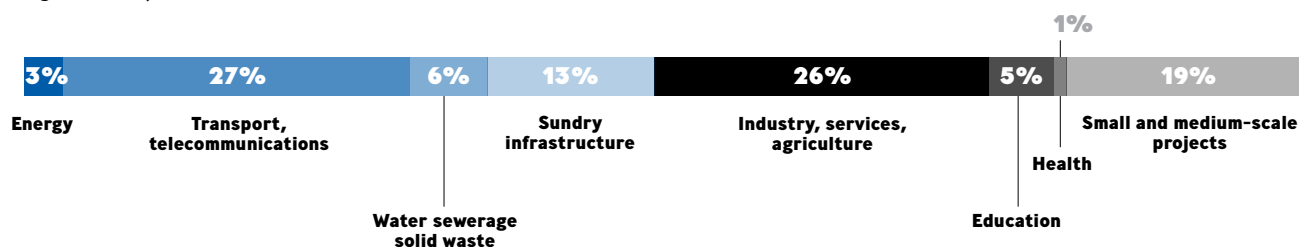
			EP	RE-EE	ST	CSE	ID	TEN-T	INNOV	SME	C	CA
COLLECTIVITES FRANCE VS COVID19 BOUCHES DU RHONE	DEPARTEMENT DES BOUCHES-DU-RHONE	40.0	■	■	■	■	■	■	■	■	■	■
COLLECTIVITES FRANCE VS COVID 19 GRAND CHAMBERY	GRAND CHAMBERY	30.0	■	■	■	■	■	■	■	■	■	■
AGC COVID 19 RDI 2021-2024	AGC GLASS EUROPE	5.2	■	■	■	■	■	■	■	■	■	■
SMART BATTERY SYSTEMS 2 (EGFF)	FORSEE POWER SAS	50.0	■	■	■	■	■	■	■	■	■	■
AB SCIENCE (COVID-19) (IDFF)	AB SCIENCE SA	15.0	■	■	■	■	■	■	■	■	■	■
SG FRANCE SME AND PRIORITY OBJECTIVES LEASING	SOCIETE GENERALE	328.0	■	■	■	■	■	■	■	■	■	■
BFCM JEUNES AGRICULTEURS & ACTION CLIMATIQUE	BANQUE FEDERATIVE DU CREDIT MUTUEL	100.0	■	■	■	■	■	■	■	■	■	■
BFCM PRET POUR PME ET ETI III	BANQUE FEDERATIVE DU CREDIT MUTUEL	250.0	■	■	■	■	■	■	■	■	■	■
BPCE PRET POUR PME & ETI CROISSANCE VERTE	BPCE	200.0	■	■	■	■	■	■	■	■	■	■
CDC SECTEUR PUBLIC MBIL	CAISSE DES DEPOTS ET CONSIGNATIONS	500.0	■	■	■	■	■	■	■	■	■	■
CDC LOGEMENT SOCIAL MBIL	CAISSE DES DEPOTS ET CONSIGNATIONS	500.0	■	■	■	■	■	■	■	■	■	■
CASA - SOUTIEN ZONES MEDICALES EN TENSION	CREDIT AGRICOLE SA	250.0	■	■	■	■	■	■	■	■	■	■
BFCM COVID19 CRISIS RESPONSE FOR SME&MIDCAP MBIL	BANQUE FEDERATIVE DU CREDIT MUTUEL	350.0	■	■	■	■	■	■	■	■	■	■
ARKEA COVID19 CRISIS RESPONSE FOR SME&MIDCAP	CREDIT MUTUEL ARKEA	200.0	■	■	■	■	■	■	■	■	■	■
BPCE COVID19 RESPONSE LOAN FOR SMES AND MIDCAPS	BPCE	150.0	■	■	■	■	■	■	■	■	■	■
CREDIT AGRICOLE COVID19 LOAN FOR SME&MIDCAP MBIL	CREDIT AGRICOLE SA	425.0	■	■	■	■	■	■	■	■	■	■

# GERMANY

Signatures  
2016-2020 (in € million)



## Signatures by sector from 2016 to 2020



**€5 945.9 million**

Project Name	Lead Entity	Value (€ million)	EP	RE-EE	ST	CSE	TD	TEN-T	INNOV	SME	C	CA
CURETIS (EGFF)	CURETIS GMBH	5.0										
AUTOBAHN A3 BIEBELRIED - FURTH ERLANGEN	FREISTAAT BAYERN	400.0										
INNOVATIVE PROCESS TECHNOLOGIES	GEA GROUP AG	67.0										
GEWOBA WOHNUNGSBAU BREMEN	GEWOBA AG WOHNEN UND BAUEN	170.0										
ANTOLIN CAR INTERIORS RDI	GRUPO ANTOLIN-IRAUSA SA	14.7										
NETZ ELBE SPREE ROLLING STOCK	LAND BERLIN, LAND BRANDENBURG, LAND MECKLENBURG-VORPOMMERN, LAND SACHSEN-ANHALT	18.6										
GETINGE MEDICAL TECHNOLOGY RDI	GETINGE AB (PUBL)	14.4										
AUTOBAHN A49 FRITZLAR-OHMTAL DREIECK (PPP)	LAND HESSEN	264.0										
NEW CHARGING AND ENERGY STORAGE SOLUTIONS (EDP)	THE MOBILITY HOUSE AG	15.0										
DUISBURGER HAFEN II	DUISBURGER HAFEN AG	40.0										
KINEXON (EGFF)	ACCEPTABLE CORPORATE(S)	15.0										
SOCIAL AND AFFORDABLE HOUSING STUTTGART	STUTTGARTER WOHNUNGS- UND STAEDTEBAUGESELLSCHAFT MBH	200.0										
KRANKENHAUSINVESTITIONSPROGRAMM BRANDENBURG II	INVESTITIONSBANK DES LANDES BRANDENBURG	50.0										
TELEFONICA ADVANCED MOBILE BROADBAND 5G	TELEFONICA GERMANY GMBH & CO OHG	150.0										
DIGITALISIERUNG BRANDENBURG	INVESTITIONSBANK DES LANDES BRANDENBURG	300.0										
NAVIS (EGFF)	NAVIS GMBH	20.0										

## GERMANY (CONTINUED)

			EP	RE-EE	ST	CSE	TD	TEN-T	INNOV	SME	C	CA
MANNHEIM SOCIAL AND AFFORDABLE HOUSING	GBG - MANNHEIMER WOHNUNGSBAUGESELLSCHAFT MBH	150.0	■	■	■	■	■	■	■	■	■	■
CHASSIS & BIW & MECHANISMS RDI	GESTAMP AUTOMOCION SA	85.0	■	■	■	■	■	■	■	■	■	■
CARGOBEAMER (FM)	CARGOBEAMER AG	2.4	■	■	■	■	■	■	■	■	■	■
SDF TRACTORS RDI	SAME DEUTZ-FAHR ITALIA SPA, SAME DEUTZ-FAHR DEUTSCHLAND GMBH	13.3	■	■	■	■	■	■	■	■	■	■
SMART INNOVATION 2	GLOBAL DOMINION ACCESS SA	2.8	■	■	■	■	■	■	■	■	■	■
HAMBURG WASTEWATER CLIMATE ADAPTATION	HAMBURGER STADTENTWAESSERUNG	160.0	■	■	■	■	■	■	■	■	■	■
WOLFSBURG SOCIAL AND AFFORDABLE HOUSING	NEULAND WOHNUNGSGESELLSCHAFT MBH	70.0	■	■	■	■	■	■	■	■	■	■
IDNOW (EGFF)	IDNOW GMBH	15.0	■	■	■	■	■	■	■	■	■	■
PUBLIC INVESTMENTS HALLE	HALLESCHER WASSER UND STADTWIRTSCHAFT GMBH, HALLESCHER VERKEHRS-AG, EVH GMBH	200.0	■	■	■	■	■	■	■	■	■	■
SNP TRANSFORMATION SOFTWARE	SNP SCHNEIDER-NEUREITHER & PARTNER SE	30.0	■	■	■	■	■	■	■	■	■	■
COVESTRO CIRCULAR ECONOMY RDI	COVESTRO AG	225.0	■	■	■	■	■	■	■	■	■	■
SOFTWARE AG DIGITAL INNOVATION	SOFTWARE AG	106.6	■	■	■	■	■	■	■	■	■	■
INNOVATIVE CELL THERAPIES (EGFF) (COVID-19)	PLURISTEM GMBH	50.0	■	■	■	■	■	■	■	■	■	■
BAVARIA SOCIAL AND ENERGY EFFICIENT HOUSING	DAWONIA GMBH	100.0	■	■	■	■	■	■	■	■	■	■
BADEN-WURTTENBERG REGIONAL ROLLING STOCK & ERTMS	LANDESANSTALT SCHIENENFAHRZEUGE BADEN-WUERTTEMBERG	550.0	■	■	■	■	■	■	■	■	■	■
KWS SAAT RDI	KWS SAAT SE & CO KGAA	140.0	■	■	■	■	■	■	■	■	■	■
ATRIVA (IDFF)	ATRIVA THERAPEUTICS GMBH	24.0	■	■	■	■	■	■	■	■	■	■
EMSCHER RENATURIERUNG III	EMSCHERGENOSSENSCHAFT	500.0	■	■	■	■	■	■	■	■	■	■
KOELN ABWASSER UND UMWELT II	STADTENTWAESSERUNGSBETRIEBE KOELN AOER	150.0	■	■	■	■	■	■	■	■	■	■
DIGITAL INTEGRATED TEXTILE MANUFACTURING	VANDEWIELE NV	8.0	■	■	■	■	■	■	■	■	■	■
MAGAZINO ROBOTICS (EGFF)	MAGAZINO GMBH	12.0	■	■	■	■	■	■	■	■	■	■
SARTORIUS R&D II	SARTORIUS AG	250.0	■	■	■	■	■	■	■	■	■	■
CUREVAC (IDFF)	CUREVAC AG	75.0	■	■	■	■	■	■	■	■	■	■
ANTIVIRAL VACCINE RDI (COVID-19)	BIONTECH SE	100.0	■	■	■	■	■	■	■	■	■	■
LBBW COVID-19 ABS FOR SMES & MIDCAPS	EUROPEAN INVESTMENT FUND	95.0	■	■	■	■	■	■	■	■	■	■
COMMERZBANK COVID-19 ABS FOR SMES & MIDCAPS	EUROPEAN INVESTMENT FUND	124.7	■	■	■	■	■	■	■	■	■	■

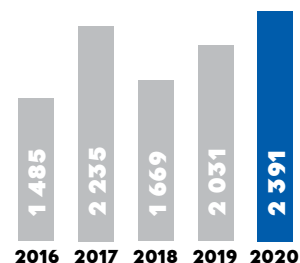


## GERMANY (CONTINUED)

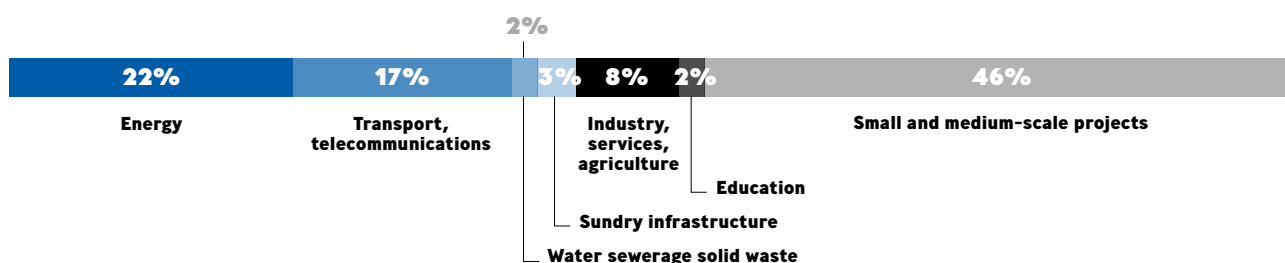
			EP	RE-EE	ST	CSE	TD	TEN-T	INNOV	SME	C	CA
WACKER CHEMIE SUSTAINABLE SOLUTIONS	WACKER CHEMIE AG	290.0	■	■	■	■	■	■	■	■	■	■
IMM-X (IDFF)	IMMUNIC AG	24.5	■	■	■	■	■	■	■	■	■	■
AGC COVID 19 RDI 2021-2024	AGC GLASS EUROPE	4.5	■	■	■	■	■	■	■	■	■	■
VIVAWEST ENERGY EFFICIENT QUARTER	VIVAWEST GMBH	80.0	■	■	■	■	■	■	■	■	■	■
ILB FOERDERUNG BRANDENBURG FUER KMU UND MID-CAPS	INVESTITIONSBANK DES LANDES BRANDENBURG	200.0	■	■	■	■	■	■	■	■	■	■
GEFA KMU DARLEHEN III	GEFA BANK GMBH	50.0	■	■	■	■	■	■	■	■	■	■
SAB KOMMUNALE INVESTITIONEN SACHSEN MBIL	SAECHSISCHE AUFBAUBANK - FOERDERBANK	50.0	■	■	■	■	■	■	■	■	■	■
NBANK KOMMUNALE INFRASTRUKTUR GLOBALDARLEHEN II	INVESTITIONS- UND FOERDERBANK NIEDERSACHSEN (NBANK)	50.0	■	■	■	■	■	■	■	■	■	■
DEUTSCHE LEASING LOAN FOR SMES & MIDCAPS III	DEUTSCHE LEASING FUNDING BV	90.0	■	■	■	■	■	■	■	■	■	■
RLB OO LOAN FOR SMES AND MIDCAPS III	RAIFFEISENLANDESBANK OBEROESTERREICH AG	20.0	■	■	■	■	■	■	■	■	■	■
DE LAGE LANDEN L4SMES & MIDCAPS CLIMATE PL&DE II	DE LAGE LANDEN INTERNATIONAL BV	100.0	■	■	■	■	■	■	■	■	■	■
RVS LOAN FOR SMES MIDCAPS & OTHER OBJECTIVES II	RAIFFEISENVERBAND SALZBURG EGEN	4.5	■	■	■	■	■	■	■	■	■	■

# GREECE

## Signatures 2016-2020 (in € million)



### Signatures by sector from 2016 to 2020

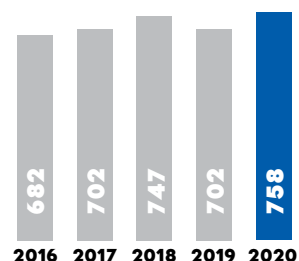


## €2 390.7 million

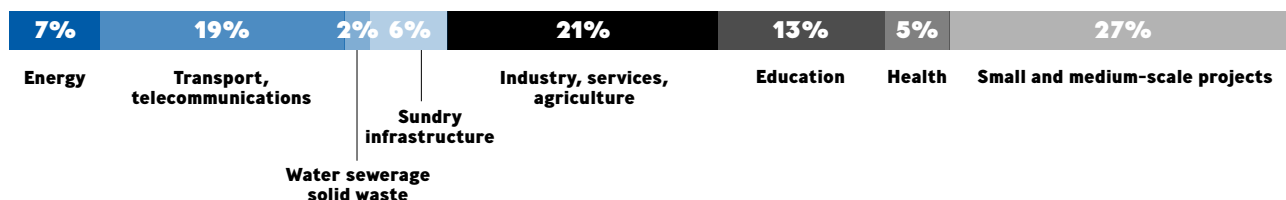
			EP	RE-EE	ST	CSE	TD	TEN-T	INNOV	SME	C	CA
EU FUNDS CO-FINANCING 2014-2020 (GR)	HELLENIC REPUBLIC	350.0	■	■	■	■	■	■	■	■	■	■
PPC DISTRIBUTION VII	HELLENIC ELECTRICITY DISTRIBUTION NETWORK OPERATOR SA	100.0	■	■	■	■	■	■	■	■	■	■
IPTO CRETE ISLAND INTERCONNECTION PHASE I	INDEPENDENT POWER TRANSMISSION OPERATOR SA	78.2	■	■	■	■	■	■	■	■	■	■
GREECE ROAD REHABILITATION & SAFETY PROJECT	EGNATIA ODOS AE	235.0	■	■	■	■	■	■	■	■	■	■
MARINE AND ATMOSPHERIC CLIMATE CHANGE RESEARCH	PUBLIC ENTITY(IES), HELLENIC REPUBLIC	16.5	■	■	■	■	■	■	■	■	■	■
MARINE AND ATMOSPHERIC CLIMATE CHANGE RESEARCH	PUBLIC ENTITY(IES), HELLENIC REPUBLIC	41.0	■	■	■	■	■	■	■	■	■	■
MYTILINEOS SA - AGIOS NIKOLAOS POWER PLANT	MYTILINEOS SA	125.0	■	■	■	■	■	■	■	■	■	■
ENERGY EFFICIENCY IN PUBLIC VENUES	CONSIGNMENT DEPOSITS AND LOAN FUND	375.0	■	■	■	■	■	■	■	■	■	■
ARIADNE ATTICA CRETE INTERCONNECTION	ELECTRIC INTERCONNECTION CRETE-ATTICA ARIADNE SINGLE MEMBER SPSA	300.0	■	■	■	■	■	■	■	■	■	■
PPC DISTRIBUTION VIII	HELLENIC ELECTRICITY DISTRIBUTION NETWORK OPERATOR SA	100.0	■	■	■	■	■	■	■	■	■	■
GREECE BANKS LOAN FOR SMES AND MIDCAPS I	PANCRETA BANK SA	10.0	■	■	■	■	■	■	■	■	■	■
PIRAEUS BANK LOAN FOR AGRICULTURE & BIOECONOMY	PIRAEUS BANK SA	100.0	■	■	■	■	■	■	■	■	■	■
GREECE LOAN FOR CLIMATE ACTION & OTHER PRIORITIES	NATIONAL BANK OF GREECE SA	50.0	■	■	■	■	■	■	■	■	■	■
PANCRETAN LOAN FOR AGRICULTURE & BIOECONOMY	PANCRETA BANK SA	10.0	■	■	■	■	■	■	■	■	■	■
EUROBANK COVID-19 RESPONSE FOR SMES & MIDCAPS	EUROBANK SA	150.0	■	■	■	■	■	■	■	■	■	■
GREECE COVID-19 RESPONSE FOR SMES & MIDCAPS	PIRAEUS BANK SA	150.0	■	■	■	■	■	■	■	■	■	■
GREECE COVID-19 RESPONSE FOR SMES & MIDCAPS	NATIONAL BANK OF GREECE SA	200.0	■	■	■	■	■	■	■	■	■	■

# HUNGARY

Signatures  
2016-2020 (in € million)



Signatures by sector from 2016 to 2020

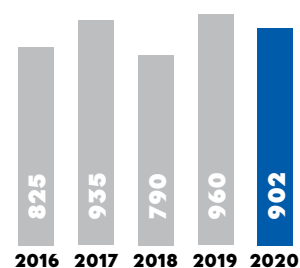


## €757.5 million

Project Name	Beneficiary	Amount (€ million)	EP	RE-EE	ST	CSE	TD	TEN-T	INNOV	SME	C	CA
STRUCTURAL FUNDS CO-FINANCING II (HU)	HUNGARY	200.0	■	■	■	■	■	■	■	■	■	■
MVM DISTRIBUTION NETWORK UPGRADE	NKM ARAMHALOZATI KFT	120.0	■	■	■	■	■	■	■	■	■	■
COVID-19 RESPONSE HUNGARY PUBLIC SECTOR	PUBLIC ENTITY(IES), HUNGARY	162.5	■	■	■	■	■	■	■	■	■	■
SGEF HU COVID19 RESPONSE FOR SMES AND MIDCAPS	SG ESZKOEZLIZING MAGYARORSZAG KFT, SG ESZKOEZFINANSZIROZAS MAGYARORSZAG ZRT	25.0	■	■	■	■	■	■	■	■	■	■
MFB COVID-19 RESPONSE FOR SMES & MIDCAPS	MFB MAGYAR FEJLESZTESI BANK ZRT	50.0	■	■	■	■	■	■	■	■	■	■
EXIMBANK HU COVID-19 RESPONSE FOR SMES & MIDCAPS	MAGYAR EXPORT-IMPORT BANK ZRT	200.0	■	■	■	■	■	■	■	■	■	■

# IRELAND

Signatures  
2016-2020 (in € million)



Signatures by sector from 2016 to 2020

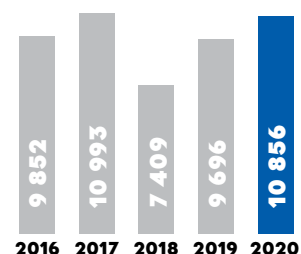


## €901.7 million

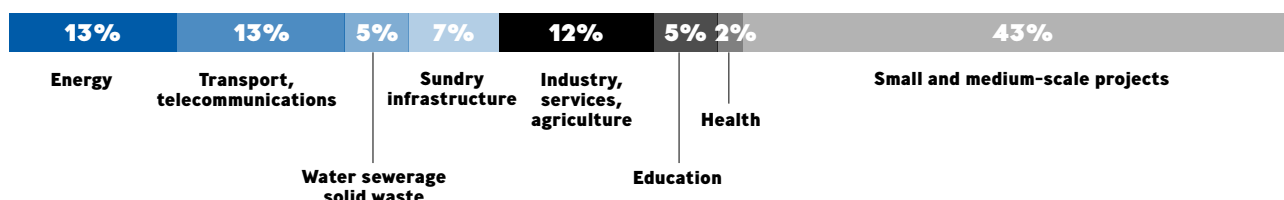
Project Name	Partner	Value (€ million)	EP	RE-EE	ST	CSE	TD	TEN-T	INNOV	SME	C	CA
UCD CAMPUS DEVELOPMENT	UNIVERSITY COLLEGE DUBLIN	350.0										
TCD ENGINEERING ENERGY & ENVIRONMENT INSTITUTE	TRINITY COLLEGE DUBLIN	80.0										
IRISH SMART METER IMPLEMENTATION PROGRAMME	ELECTRICITY SUPPLY BOARD	150.0										
SBCI BUSINESS SUPPORT INVESTMENT PLATFORM	EUROPEAN INVESTMENT FUND	246.7										
TYNDALL NATIONAL INSTITUTE - UCC	UNIVERSITY COLLEGE CORK	75.0										

# ITALY

## Signatures 2016-2020 (in € million)



## Signatures by sector from 2016 to 2020



## €10 856.0 million

Project Name	Partner	Amount (€ million)	EP	RE-EE	ST	CFE	TD	TEN-T	INNOV	SME	C	CA
REGIONE PUGLIA 2014-2020 CO-FINANCING	REGIONE PUGLIA	80.0	■	■	■	■	■	■	■	■	■	■
EC-EIB SME INITIATIVE ITALY	EUROPEAN INVESTMENT FUND	69.9	■	■	■	■	■	■	■	■	■	■
MAIER AUTOMOTIVE MIDCAP GROWTH INVESTMENTS	MAIER SC	0.3	■	■	■	■	■	■	■	■	■	■
TRENTO INFRA RENEWABLE ENERGY & OTHER PRIOR II	CASSA DEL TRENTO SPA	160.0	■	■	■	■	■	■	■	■	■	■
INNOVATIVE PROCESS TECHNOLOGIES	GEA GROUP AG	10.0	■	■	■	■	■	■	■	■	■	■
PIAGGIO RDI VEHICLE IMPROVEMENTS	PIAGGIO & C SPA	30.0	■	■	■	■	■	■	■	■	■	■
EPTA GROUP MACHINERY AND RDI	EPTA SPA	20.0	■	■	■	■	■	■	■	■	■	■
LEONARDO R&D	LEONARDO SPA	200.0	■	■	■	■	■	■	■	■	■	■
DE CECCO FOOD PRODUCTION EXPANSION & INNOVATION	F.LLI DE CECCO DI FILIPPO - FARA SAN MARTINO SPA	11.0	■	■	■	■	■	■	■	■	■	■
FCA ELECTRIC VEHICLES MANUFACTURING ITALY	FCA ITALY SPA	300.0	■	■	■	■	■	■	■	■	■	■
STM SMART SEMICONDUCTOR R&D	STMICROELECTRONICS NV	250.0	■	■	■	■	■	■	■	■	■	■
TRENITALIA ROLLING STOCK RENEWAL PROGRAM	TRENITALIA SPA	150.0	■	■	■	■	■	■	■	■	■	■
MARGHERA LEVANTE CCGT REDEVELOPMENT	EDISON SPA	150.0	■	■	■	■	■	■	■	■	■	■
CARGOBEAMER (FM)	CARGOBEAMER AG	2.2	■	■	■	■	■	■	■	■	■	■
SUSTAINABLE SECURITIES FUND	SPECIAL PURPOSE ENTITY(IES)/FUND	30.0	■	■	■	■	■	■	■	■	■	■
SDF TRACTORS RDI	SAME DEUTZ-FAHR ITALIA SPA, SAME DEUTZ-FAHR DEUTSCHLAND GMBH	36.7	■	■	■	■	■	■	■	■	■	■
SIPCAM OXON AGRI-PRODUCTS DEVELOPMENT R&D	SIPCAM OXON SPA	35.0	■	■	■	■	■	■	■	■	■	■
BP ALTO ADIGE ABS COVID19 FOR SMES AND MIDCAPS	EUROPEAN INVESTMENT FUND	69.6	■	■	■	■	■	■	■	■	■	■

## ITALY (CONTINUED)

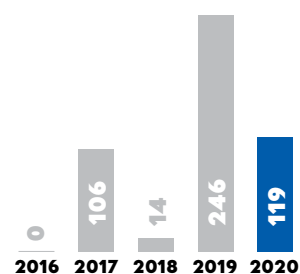
			EP	RE-EE	ST	CSE	TD	TEN-T	INNOV	SME	C	CA
LRH WATER INFRA UPGRADE	LARIO RETI HOLDING SPA	50.0	■	■	■	■	■	■	■	■	■	■
D-ORBIT (EGFF)	D-ORBIT SPA	15.0	■	■	■	■	■	■	■	■	■	■
ITALY HYDROGRAPHIC RESEARCH VESSELS	REPUBBLICA ITALIANA	220.0	■	■	■	■	■	■	■	■	■	■
MMI (EGFF)	MEDICAL MICROINSTRUMENTS SPA	15.0	■	■	■	■	■	■	■	■	■	■
RFI HIGH SPEED RAIL NAPOLI-BARI	RETE FERROVIARIA ITALIANA SPA, REPUBBLICA ITALIANA	800.0	■	■	■	■	■	■	■	■	■	■
ACEA SETTORE IDRICO ROMA III	ACEA ATO 2 - GRUPPO ACEA SPA	250.0	■	■	■	■	■	■	■	■	■	■
VETRI SPECIALI BEVERAGE PACKAGING	VETRI SPECIALI SPA	21.0	■	■	■	■	■	■	■	■	■	■
PAGOPA DIGITAL TRANSFORMATION ITALY	PAGOPA SPA	30.0	■	■	■	■	■	■	■	■	■	■
EDISON GREEN ENERGY FRAMEWORK LOAN	EDISON SPA	300.0	■	■	■	■	■	■	■	■	■	■
KWS SAAT RDI	KWS SAAT SE & CO KGAA	8.0	■	■	■	■	■	■	■	■	■	■
ERYDEL (EGFF)	ERYDEL SPA	30.0	■	■	■	■	■	■	■	■	■	■
CLIMATE CITY MILANO COVID-19 FL	COMUNE DI MILANO	100.0	■	■	■	■	■	■	■	■	■	■
SVILUPPO SOSTENIBILE REGIONE LAZIO COVID-19 FL	REGIONE LAZIO	150.0	■	■	■	■	■	■	■	■	■	■
BBPM ENHANCED COVID-19 SME & MIDCAP SUPPORT II	EUROPEAN INVESTMENT FUND	76.6	■	■	■	■	■	■	■	■	■	■
DIGITAL INTEGRATED TEXTILE MANUFACTURING	VANDEWIELE NV	12.0	■	■	■	■	■	■	■	■	■	■
VENETO WATER UTILITIES ABS	N/A	124.0	■	■	■	■	■	■	■	■	■	■
SMAT WATER NETWORK INVESTMENTS	SOCIETA METROPOLITANA ACQUE TORINO SPA	50.0	■	■	■	■	■	■	■	■	■	■
COVID-19 ITALIAN HEALTHCARE FL	REPUBBLICA ITALIANA	1 000.0	■	■	■	■	■	■	■	■	■	■
FCA PLUG-IN HYBRID ELECTRIC VEHICLES - COVID-19	FCA ITALY SPA	485.0	■	■	■	■	■	■	■	■	■	■
IREN GREEN ENERGY LOAN	IREN ENERGIA SPA	100.0	■	■	■	■	■	■	■	■	■	■
ISP ENHANCED COVID19 SME AND MIDCAP SUPPORT	EUROPEAN INVESTMENT FUND	89.6	■	■	■	■	■	■	■	■	■	■
SOCIETE GENERALE RENEWABLE ENERGY FL ITALY	SOCIETE GENERALE	125.0	■	■	■	■	■	■	■	■	■	■
REDO LOMBARDY SOCIAL HOUSING	INTESA SANPAOLO SPA, FONDO IMMOBILIARE DI LOMBARDIA - COMPARTO UNO	100.0	■	■	■	■	■	■	■	■	■	■
ICS SPORTS FACILITIES MBIL	ISTITUTO PER IL CREDITO SPORTIVO	50.0	■	■	■	■	■	■	■	■	■	■
DE LAGE LANDEN IMPACT LOAN L4SME-MIDCAPS SOUTH	DE LAGE LANDEN INTERNATIONAL BV	70.0	■	■	■	■	■	■	■	■	■	■
SGEF LEASING ITALY LOAN FOR INNOVATION	SG LEASING SPA	150.0	■	■	■	■	■	■	■	■	■	■
INTESA SANPAOLO LOAN FOR SMES IX	INTESA SANPAOLO SPA	300.0	■	■	■	■	■	■	■	■	■	■
UNICREDIT - DIGITAL TRANSFORMATION FOR SMES	UNICREDIT SPA	200.0	■	■	■	■	■	■	■	■	■	■
CR BOLZANO INNOVATION LOAN FOR SMES AND MIDCAPS	CASSA DI RISPARMIO DI BOLZANO SPA	60.0	■	■	■	■	■	■	■	■	■	■
REGIONE LAZIO EU BLENDING PROGRAMME	BANCA DI CREDITO COOPERATIVO DI ROMA SC	30.0	■	■	■	■	■	■	■	■	■	■
REGIONE LAZIO EU BLENDING PROGRAMME	BANCA POPOLARE DI SONDRIO SCPA	30.0	■	■	■	■	■	■	■	■	■	■
REGIONE LAZIO EU BLENDING PROGRAMME	UNICREDIT SPA	40.0	■	■	■	■	■	■	■	■	■	■

# ITALY (CONTINUED)

			EP	RE-EE	ST	CSE	TD	TEN-T	INNOV	SME	C	CA
BC - COVID-19 LOAN FOR SMES AND MIDCAPS	BANCA DI CIVIDALE SCPA	30.0	■	■	■	■	■	■	■	■	■	■
FOF IT MIUR STUDENT SUPPORT - ISP	INTESA SANPAOLO SPA	46.5	■	■	■	■	■	■	■	■	■	■
ALBA LEASING LOAN FOR SME AND MIDCAPS VI	ALBA 11 SPV SRL	443.6	■	■	■	■	■	■	■	■	■	■
INTESA SANPAOLO LOAN FOR INNOVATIVE MIDCAPS	INTESA SANPAOLO SPA	250.0	■	■	■	■	■	■	■	■	■	■
CA ITALIA SUSTAINABILITY IMPACT LOAN SME&MIDCAPS	CREDIT AGRICOLE ITALIA SPA	200.0	■	■	■	■	■	■	■	■	■	■
UC COVID-19 LOAN FOR MIDCAPS	UNICREDIT SPA	250.0	■	■	■	■	■	■	■	■	■	■
CDP EPIDEMIC RESPONSE FOR SMES AND MIDCAPS	CASSA DEPOSITI E PRESTITI	1 500.0	■	■	■	■	■	■	■	■	■	■
INTESA SANPAOLO COVID19 LOAN FOR SMES & MIDCAPS	INTESA SANPAOLO SPA	500.0	■	■	■	■	■	■	■	■	■	■
UC COVID-19 RESPONSE FOR SMES & MIDCAPS	UNICREDIT SPA	200.0	■	■	■	■	■	■	■	■	■	■
BANCA DEL MEZZOGIORNO COVID19 L4SMES & MIDCAPS	BANCA DEL MEZZOGIORNO - MEDIOCREDITO CENTRALE SPA	50.0	■	■	■	■	■	■	■	■	■	■
BANCA IFIS COVID19 LOAN FOR SMES	BANCA IFIS SPA	50.0	■	■	■	■	■	■	■	■	■	■
CA ITALIA COVID-19 LOAN FOR SMES AND MIDCAPS	CREDIT AGRICOLE ITALIA SPA	200.0	■	■	■	■	■	■	■	■	■	■
UBI COVID-19 LOAN FOR SMES AND MIDCAPS	UNIONE DI BANCHE ITALIANE SPA	100.0	■	■	■	■	■	■	■	■	■	■
BNL COVID19 LOAN FOR SMES & MIDCAPS	BANCA NAZIONALE DEL LAVORO SPA	150.0	■	■	■	■	■	■	■	■	■	■
FOF MULTIREGIONAL SARDINIA - BANCO DI SARDEGNA	BANCO DI SARDEGNA SPA	66.7	■	■	■	■	■	■	■	■	■	■
FOF MULTIREGIONAL SARDINIA - INTESA SAN PAOLO	INTESA SANPAOLO SPA	33.3	■	■	■	■	■	■	■	■	■	■
SGEF LEASING ITALY LOAN FOR SMES & MIDCAPS IV	SG LEASING SPA, FRAER LEASING SPA	100.0	■	■	■	■	■	■	■	■	■	■

# LATVIA

Signatures  
2016-2020 (in € million)



Signatures by sector from 2016 to 2020



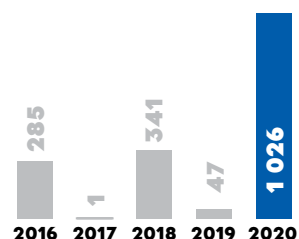
## €119.0 million

Project Name	Source	Amount (€ million)	EP	RE-EE	ST	CSE	TD	TEN-T	INNOV	SME	C	CA
LUMINOR COVID-19 ENHANCED SUPPORT FOR SMES	EUROPEAN INVESTMENT FUND	43.8										
ALTUM COVID-19 CRISIS RESPONSE LOAN FOR SMES	ATTISTIBAS FINANSU INSTITUCIJA ALTUM AS	75.2										

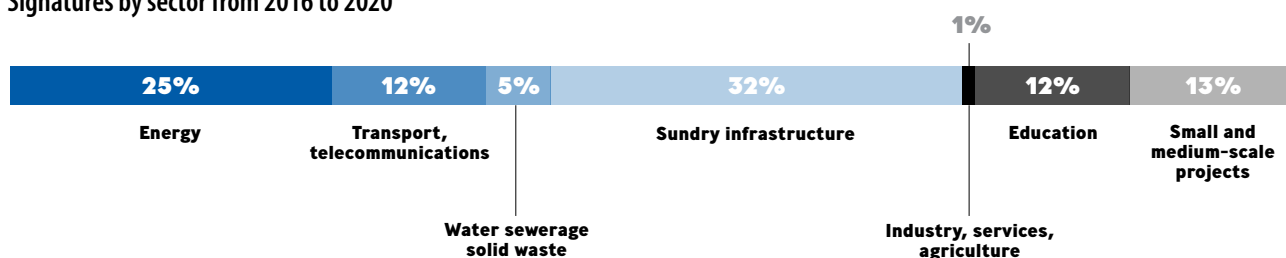


# LITHUANIA

Signatures  
2016-2020 (in € million)



## Signatures by sector from 2016 to 2020

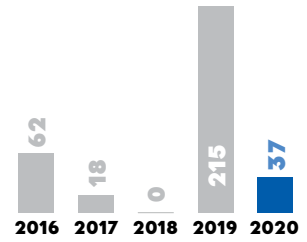


## €1 026.2 million


			EP	RE-EE	ST	CSE	TD	TEN-T	INNOV	SME	C	CA
EU FUNDS CO-FINANCING 2014-2020 (LT)	REPUBLIC OF LITHUANIA	700.0	■	■	■	■	■	■	■	■	■	■
SMART METERING DEPLOYMENT	ENERGIJOS SKIRSTYMO OPERATORIUS AB, AB IGNITIS GRUPE	110.0	■	■	■	■	■	■	■	■	■	■
KAUNAS HEATING CAPEX PROGRAMME	KAUNO ENERGIJA AB	55.0	■	■	■	■	■	■	■	■	■	■
ENERGY SECURITY OF SUPPLY IN LITHUANIA - PCI	AB AMBER GRID	65.0	■	■	■	■	■	■	■	■	■	■
LUMINOR COVID-19 ENHANCED SUPPORT FOR SMES	EUROPEAN INVESTMENT FUND	43.8	■	■	■	■	■	■	■	■	■	■
ALTUM COVID-19 CRISIS RESPONSE LOAN FOR SMES	ATTISTIBAS FINANSU INSTITUCIJA ALTUM AS	2.4	■	■	■	■	■	■	■	■	■	■
FOF LT INVESTMENT PLATFORM SIAULIU BANKAS AB	SIAULIU BANKAS AB	50.0	■	■	■	■	■	■	■	■	■	■

# LUXEMBOURG

Signatures  
2016-2020 (in € million)



Signatures by sector from 2016 to 2020



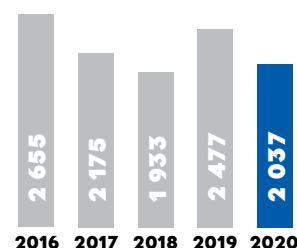
## €37.0 million

Instrument	Issuer	Amount (€ million)	EP	RE-EE	ST	CSE	TD	TEN-T	INNOV	SME	C	CA
SPIRE (EGFF)	SPIRE GLOBAL LUXEMBOURG SARL	20.0	■	■	■	■	■	■	■	■	■	■
ING BANK COVID19 ENHANCED SME AND MIDCAP SUPPORT	EUROPEAN INVESTMENT FUND	17.0	■	■	■	■	■	■	■	■	■	■

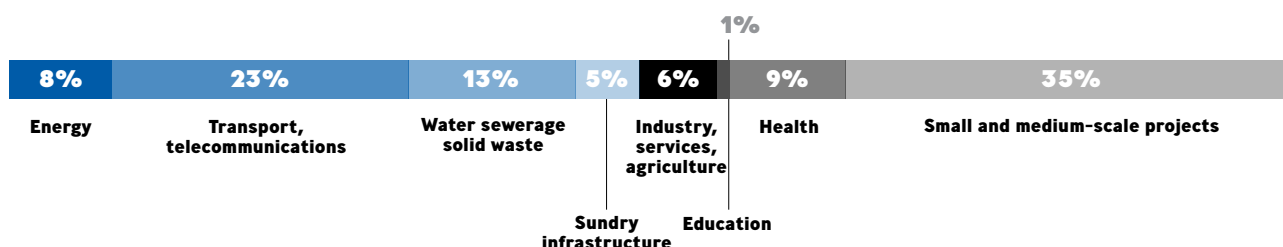


# NETHERLANDS

Signatures  
2016-2020 (in € million)



Signatures by sector from 2016 to 2020

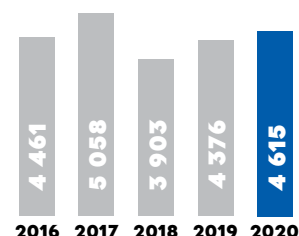


€2 036.9 million

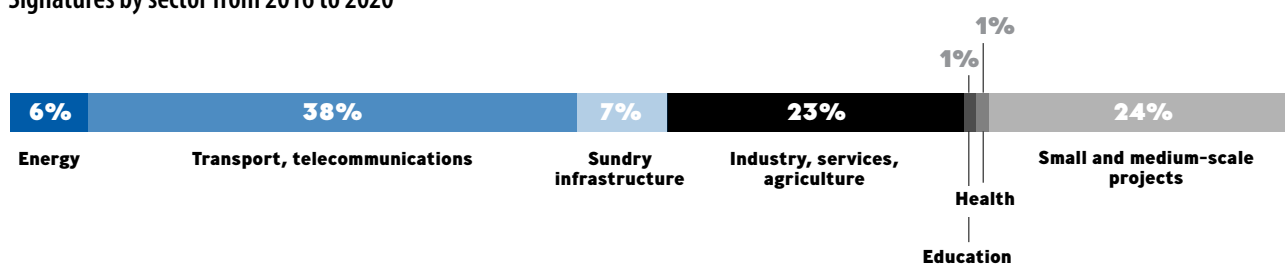
Project Name	Company	Value (€ million)	EP	RE-EE	ST	CSE	TD	TEN-T	INNOV	SME	C	CA
VRIJE UNIVERSITEIT AMSTERDAM PHASE 2	STICHTING VU	17.5										
GN STORE NORD ACOUSTIC TECHNOLOGY RDI II	GN STORE NORD A/S	2.3										
INNOVATIVE PROCESS TECHNOLOGIES	GEA GROUP AG	9.0										
GASUNIE NITROGEN PLANT	NEDERLANDSE GASUNIE NV, GASUNIE TRANSPORT SERVICES BV	240.0										
TENNET SOUTH-WEST 380KV WEST	TENNET HOLDING BV	250.0										
VESTEDA AFFORDABLE HOUSING	CUSTODIAN VESTEDA FUND I BV	150.0										
VITENS - AFFORDABLE DRINKING WATER SUPPLY	VITENS NV	150.0										
DOROTHEA INVESTMENT VEHICLE	ASPER DOROTHEA SCSP	30.0										
EVIDES WATER SUPPLY II	EVIDES NV	190.0										
KWS SAAT RDI	KWS SAAT SE & CO KGAA	8.0										
TERGOOI HILVERSUM HOSPITAL DEVELOPMENT	STICHTING TERGOOI	70.0										
HVC DISTRICT HEATING NETWORK EXPANSION	NV HVC	50.0										
S HEEREN LOO SUSTAINABLE LONG-TERM CARE	STICHTING 'S HEEREN LOO ZORGGROEP	200.0										
ING BANK COVID19 ENHANCED SME AND MIDCAP SUPPORT	EUROPEAN INVESTMENT FUND	170.1										
NOORD HOLLAND SUSTAINABLE DRINKING WATER SUPPLY	PWN WATERLEIDINGBEDRIJF NOORD-HOLLAND NV	100.0										
RABOBANK INNOVATION LOAN FOR SMES AND MIDCAPS I	COOPERATIEVE RABOBANK UA	100.0										
BNG COVID19 CRISIS RESPONSE MBIL	BNG BANK NV	300.0										

# POLAND

Signatures  
2016-2020 (in € million)



## Signatures by sector from 2016 to 2020



## €4 615.1 million

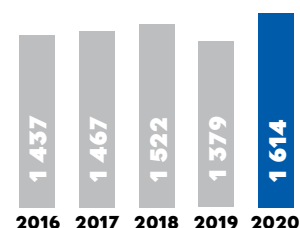
			EP	RE-EE	ST	CSE	TD	TEN-T	INNOV	SME	C	CA
EU FUNDS CO-FINANCING 2014-2020 (PL)	REPUBLIC OF POLAND	650.0	■	■	■	■	■	■	■	■	■	■
UPPER SILESIA URBAN FRAMEWORK PROGRAMME	CITY OF RYBNIK	11.8	■	■	■	■	■	■	■	■	■	■
UPPER SILESIA URBAN FRAMEWORK PROGRAMME	CITY OF SOSNOWIEC	11.2	■	■	■	■	■	■	■	■	■	■
UPPER SILESIA URBAN FRAMEWORK PROGRAMME	CITY OF TYCHY	6.9	■	■	■	■	■	■	■	■	■	■
PLK E65 SOUTHERN SECTION PHASE I	PKP POLSKIE LINIE KOLEJOWE SA	175.0	■	■	■	■	■	■	■	■	■	■
KRAKOW INTELLIGENT AND SUSTAINABLE DEVELOPMENT	THE CITY OF KRAKOW	44.6	■	■	■	■	■	■	■	■	■	■
WARSAW II METRO LINE EXTENSION	METRO WARSZAWSKIE SP ZOO	144.4	■	■	■	■	■	■	■	■	■	■
PLOCK MUNICIPAL INVESTMENTS	CITY OF PLOCK	20.2	■	■	■	■	■	■	■	■	■	■
POZNAN INFRASTRUCTURE & SOCIAL FACILITY ACTION	CITY OF POZNAN	22.1	■	■	■	■	■	■	■	■	■	■
WROCLAW URBAN DEVELOPMENT	CITY OF WROCLAW	44.0	■	■	■	■	■	■	■	■	■	■
KRAKOW TRAMWAY III	MIEJSKIE PRZEDSIEBORSTWO KOMUNIKACYJNE SA W KRAKOWIE	35.2	■	■	■	■	■	■	■	■	■	■
BIEDRONKA ENERGY & ENVIRONMENTAL SUSTAINABILITY	JM NIERUCHOMOSCI BIS SP ZOO, JERONIMO MARTINS POLSKA SA	158.4	■	■	■	■	■	■	■	■	■	■
CZESTOCHOWA URBAN INFRASTRUCTURE III	CITY OF CZESTOCHOWA	18.7	■	■	■	■	■	■	■	■	■	■
PCC ROKITA CHEMICAL UPGRADE PROGRAMME	PCC ROKITA SA	22.5	■	■	■	■	■	■	■	■	■	■
CARGO ROLLING STOCK MODERNISATION	PKP CARGO SA	60.0	■	■	■	■	■	■	■	■	■	■
MALOPOLSKA REGIONAL INFRASTRUCTURE II	WOJEWODZTWO MALOPOLSKIE	21.1	■	■	■	■	■	■	■	■	■	■
MEGATEM HEATING CAPEX PROGRAMME	MEGATEM EC - LUBLIN SP ZOO	20.0	■	■	■	■	■	■	■	■	■	■
GORZOW WLKP URBAN INFRASTRUCTURE	CITY OF GORZOW WIELKOPOLSKI	35.5	■	■	■	■	■	■	■	■	■	■
LE POMERANIA WIND FARM	AB IGNITIS GRUPE	59.8	■	■	■	■	■	■	■	■	■	■
DEMANT - ADVANCED TECHNOLOGY HEARING AIDS RDI	DEMANT A/S	10.0	■	■	■	■	■	■	■	■	■	■

## POLAND (CONTINUED)

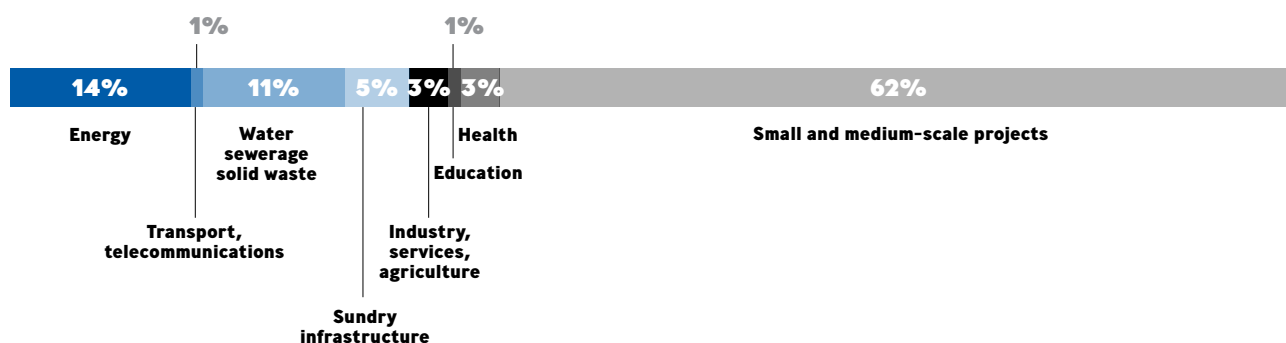
			EP	RE-EE	ST	CSE	TD	TEN-T	INNOV	SME	C	CA
SZCZECIN AFFORDABLE HOUSING INVESTMENT PLAN	SZCZECINSKIE TOWARZYSTWO BUDOWNICTWA SPOLECZNEGO SP ZOO	13.2	■	■	■	■	■	■	■	■	■	■
SZCZECIN AFFORDABLE HOUSING INVESTMENT PLAN	TOWARZYSTWO BUDOWNICTWA SPOLECZNEGO PRAWOBRZEZE SP ZOO	6.0	■	■	■	■	■	■	■	■	■	■
POLAND ROAD MODERNISATION IV	REPUBLIC OF POLAND, BANK GOSPODARSTWA KRAJOWEGO	150.0	■	■	■	■	■	■	■	■	■	■
S6 EXPRESSWAY BOZEPOLE - TRICITY BYPASS	REPUBLIC OF POLAND, BANK GOSPODARSTWA KRAJOWEGO	150.0	■	■	■	■	■	■	■	■	■	■
SZCZECIN MUNICIPAL INFRASTRUCTURE VI	CITY OF SZCZECIN	101.6	■	■	■	■	■	■	■	■	■	■
SB POLSKA COVID-19 RESPONSE FOR SMES & MID-CAPS	EUROPEAN INVESTMENT FUND	63.8	■	■	■	■	■	■	■	■	■	■
WIELKOPOLSKIE ONSHORE WIND	N/A	19.7	■	■	■	■	■	■	■	■	■	■
WIELKOPOLSKIE ONSHORE WIND	PARK WIATROWY 1 SP ZOO	16.4	■	■	■	■	■	■	■	■	■	■
WIELKOPOLSKIE ONSHORE WIND	PARK WIATROWY 3 SP ZOO	3.7	■	■	■	■	■	■	■	■	■	■
WIELKOPOLSKIE ONSHORE WIND	PW JAROCIN WSCHOD SP ZOO	1.1	■	■	■	■	■	■	■	■	■	■
LORDS LB 66 MW SOLAR PV PORTFOLIO	ENERGY AND INFRASTRUCTURE SME FUND	18.4	■	■	■	■	■	■	■	■	■	■
WARSAW SUSTAINABLE DEVELOPMENT	MIASTO STOLECZNE WARSZAWA	222.3	■	■	■	■	■	■	■	■	■	■
EV BATTERY GIGAFACTORY POLAND	LG CHEM WROCLAW ENERGY SP ZOO	480.0	■	■	■	■	■	■	■	■	■	■
OSTROW WIELKOPOLSKI SUSTAINABLE DEVELOPMENT	BANK GOSPODARSTWA KRAJOWEGO	24.9	■	■	■	■	■	■	■	■	■	■
UMICORE EUROPEAN LARGE-SCALE BATTERY MATERIALS	UMICORE	125.0	■	■	■	■	■	■	■	■	■	■
SZCZECIN AFFORDABLE HOUSING GREEN INFRA (NCCF)	SZCZECINSKIE TOWARZYSTWO BUDOWNICTWA SPOLECZNEGO SP ZOO	0.8	■	■	■	■	■	■	■	■	■	■
TRI-CITY FAST URBAN RAILWAY	PKP SZYBKA KOLEJ MIEJSKA W TROJMIESCIE SP ZOO	44.7	■	■	■	■	■	■	■	■	■	■
BIALYSTOK MUNICIPAL INFRASTRUCTURE IV	CITY OF BIALYSTOK	67.1	■	■	■	■	■	■	■	■	■	■
POZNAN MUNICIPAL INVESTMENTS & COVID-19 RESPONSE	CITY OF POZNAN	134.2	■	■	■	■	■	■	■	■	■	■
CO-INVESTMENT MIROVA WIND POLAND	N/A	15.8	■	■	■	■	■	■	■	■	■	■
CO-INVESTMENT MIROVA WIND POLAND	SPECIAL PURPOSE ENTITY(IES)/FUND	15.8	■	■	■	■	■	■	■	■	■	■
BIELSKO BIALA URBAN INFRASTRUCTURE	CITY OF BIELSKO BIALA	44.7	■	■	■	■	■	■	■	■	■	■
RADOM SUSTAINABLE DEVELOPMENT & COVID-19	CITY OF RADOM	31.3	■	■	■	■	■	■	■	■	■	■
WIELKOPOLSKA REGIONAL DEVELOPMENT & COVID-19	WOJEWODZTWO WIELKOPOLSKIE	110.4	■	■	■	■	■	■	■	■	■	■
POLAND RURAL DEVELOPMENT CO-FINANCING II	REPUBLIC OF POLAND	500.0	■	■	■	■	■	■	■	■	■	■
MICROFLUIDIC TECHNOLOGY R&D (IDFF)	SCOPE FLUIDICS SA	10.0	■	■	■	■	■	■	■	■	■	■
BZWBK LOAN FOR SMES MIDCAPS AND OTHER PRIORITIES	SANTANDER BANK POLSKA SA	50.0	■	■	■	■	■	■	■	■	■	■
BGK MBIL VI	BANK GOSPODARSTWA KRAJOWEGO	100.0	■	■	■	■	■	■	■	■	■	■
SCB POLAND LEASING TO SMES AND MID-CAPS	SANTANDER CONSUMER BANK SA	50.0	■	■	■	■	■	■	■	■	■	■
PKO BP MBIL IV	PKO LEASING SA	50.0	■	■	■	■	■	■	■	■	■	■
SGEL PL LOAN FOR SMES AND MIDCAPS	SG EQUIPMENT LEASING POLSKA SP ZOO	100.0	■	■	■	■	■	■	■	■	■	■
DE LAGE LANDEN L4SMES & MIDCAPS CLIMATE PL&DE II	DE LAGE LANDEN INTERNATIONAL BV	100.0	■	■	■	■	■	■	■	■	■	■
PFR COVID-19 SUPPORT TO SMES IN POLAND	POLSKI FUNDUSZ ROZWOJU SA	111.8	■	■	■	■	■	■	■	■	■	■
EFL COVID19 CRISIS RESPONSE FOR SME&MIDCAPS PL	CREDIT AGRICOLE SA	100.0	■	■	■	■	■	■	■	■	■	■
FOF PL POMERANIA - ALIOR BANK S A	ALIOR BANK SA	6.8	■	■	■	■	■	■	■	■	■	■
FOF PL KUJAWSKO-POMORSKIE - ALIOR BANK S A	ALIOR BANK SA	4.5	■	■	■	■	■	■	■	■	■	■

# PORTUGAL

Signatures  
2016-2020 (in € million)



Signatures by sector from 2016 to 2020

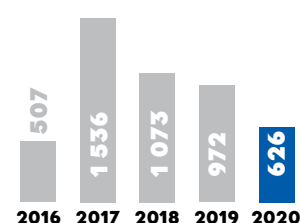


**€1 614.4 million**

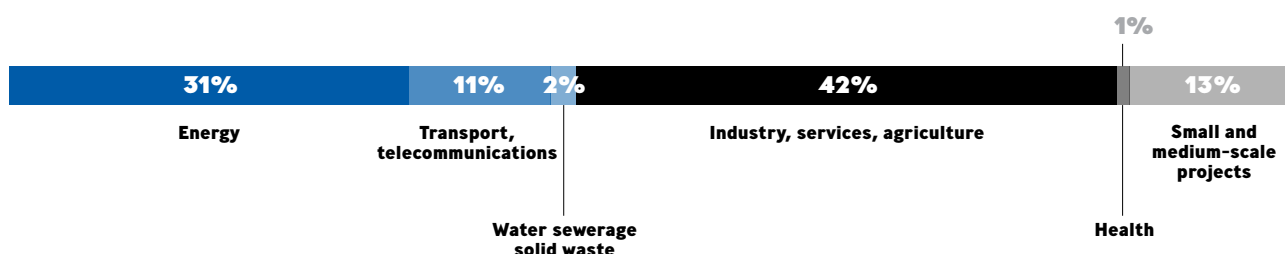
Project Name	Beneficiary	Value (€ million)	EP	RE-EE	ST	CSE	TD	TEN-T	INNOV	SME	C	CA
LISBON URBAN RENEWAL HOUSING CLIMATE FL	CAMARA MUNICIPAL DE LISBOA	50.0	■	■	■	■	■	■	■	■	■	■
ELDERLY CARE INVESTMENT IN PORTUGAL	BANCO PORTUGUES DE FOMENTO SA	200.0	■	■	■	■	■	■	■	■	■	■
MADEIRA ELECTRICITY NETWORK MODERNISATION	EEM - EMPRESA DE ELECTRICIDADE DA MADEIRA SA	65.0	■	■	■	■	■	■	■	■	■	■
FIGUEIRA ENVIRONMENTAL ENHANCEMENT	THE NAVIGATOR COMPANY SA	27.5	■	■	■	■	■	■	■	■	■	■
ICICLE WIND FARM	EOLICA DO SINCELO SA	65.0	■	■	■	■	■	■	■	■	■	■
PORTUGAL WATER DISTRIBUTION OPTIMIZATION - NORTH	AGUAS DO INTERIOR - NORTE EIM SA	28.2	■	■	■	■	■	■	■	■	■	■
BIZAY (EGFF)	BINARY SUBJECT SA	20.0	■	■	■	■	■	■	■	■	■	■
MONTEPIO COVID19 LOAN FOR SMES AND MIDCAPS	EUROPEAN INVESTMENT FUND	158.4	■	■	■	■	■	■	■	■	■	■
MONTEPIO ABS COVID19 LOAN FOR SMES AND MIDCAPS	EUROPEAN INVESTMENT FUND	71.0	■	■	■	■	■	■	■	■	■	■
UCI GREEN ENERGY MORTGAGES MBIL SFSB	TAGUS - SOCIEDADE DE TITULARIZACAO DE CREDITOS SA	99.9	■	■	■	■	■	■	■	■	■	■
SCF PORTUGAL COVID-19 LOAN FOR SMES AND MIDCAPS	TAGUS - SOCIEDADE DE TITULARIZACAO DE CREDITOS SA	434.4	■	■	■	■	■	■	■	■	■	■
SCF PORTUGAL COVID-19 ABS FOR SMES AND MIDCAPS	TAGUS - SOCIEDADE DE TITULARIZACAO DE CREDITOS SA	55.0	■	■	■	■	■	■	■	■	■	■
IFD COVID19 LOAN FOR SMES & MIDCAPS	BANCO PORTUGUES DE FOMENTO SA	340.0	■	■	■	■	■	■	■	■	■	■

# REGIONAL – EU COUNTRIES

Signatures  
2016-2020 (in € million)



## Signatures by sector from 2016 to 2020



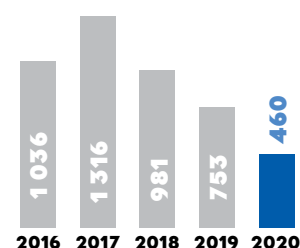
**€626.4 million**

			EP	RE-EE	ST	CSE	TEN-T	INNOV	SME	C	CA
INNOVATIVE PROCESS TECHNOLOGIES	GEA GROUP AG	6.0									
SOLAS SUSTAINABLE ENERGY FUND	SOLAS SUSTAINABLE ENERGY FUND ICAV	30.0									
DEMANT - ADVANCED TECHNOLOGY HEARING AIDS RDI	DEMANT A/S	11.0									
EUROPEAN CIRCULAR BIOECONOMY FUND	ECBF I SCSP	100.0									
MERIDIAM GREEN IMPACT GROWTH FUND (GIGF)	MERIDIAM GREEN IMPACT GROWTH FUND SLP	35.0									
ITALIAN ENERGY EFFICIENCY FUND II	SPECIAL PURPOSE ENTITY(IES)/FUND	40.0									
SOFTWARE AG DIGITAL INNOVATION	SOFTWARE AG	23.4									
TILT CAPITAL FUND I	SPECIAL PURPOSE ENTITY(IES)/FUND	40.0									
PREDIREC ENR 2	PREDIREC ENR 2	61.0									
KWS SAAT RDI	KWS SAAT SE & CO KGAA	10.0									
ARTIFICIAL INTELLIGENCE EIB-EIF CO-INVESTMENT	EUROPEAN INVESTMENT FUND, ACCEPTABLE CORPORATE(S)	50.0									
AMUNDI EUROPEAN GREEN CREDIT CONTINUUM FUND II	GREEN CREDIT CONTINUUM FUND SCA SICAV-RAIF	20.0									
EFFEL ENERGY TRANSITION COVID-19 TOP-UP	SPECIAL PURPOSE ENTITY(IES)/FUND	30.0									
RBI COVID19 LOAN FOR SMES AND MIDCAPS	RAIFFEISEN BANK INTERNATIONAL AG	20.0									
SANTANDER COVID-19 RESPONSE FOR SMES & MIDCAPS	SANTANDER CONSUMER FINANCE SA	100.0									
CREDIT AGRICOLE COVID19 LOAN FOR SME&MIDCAP MBIL	CREDIT AGRICOLE SA	50.0									

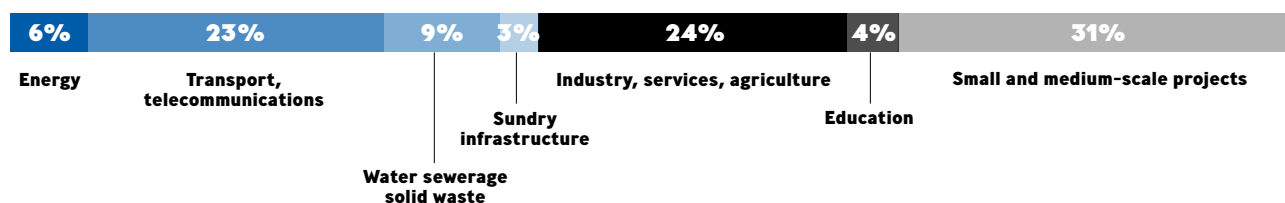


# ROMANIA

Signatures  
2016-2020 (in € million)



## Signatures by sector from 2016 to 2020

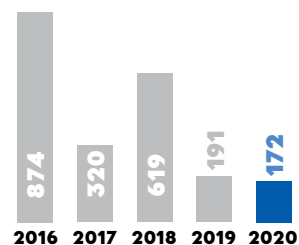


**€459.9 million**

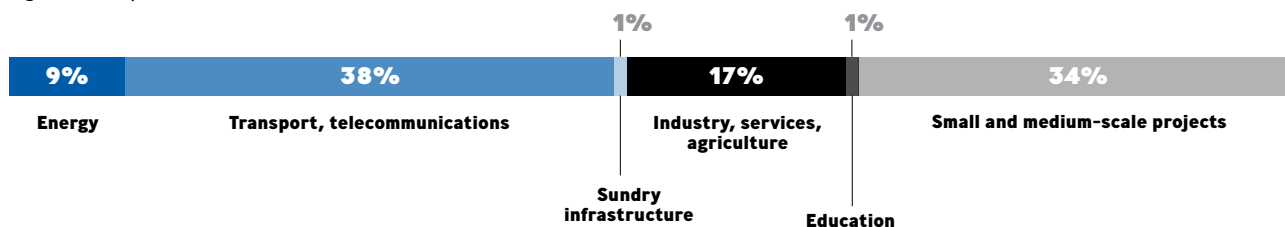
			EP	RE-EE	ST	CSE	TD	TEN-T	INNOV	SME	C	CA
BUCHAREST S4 ENERGY EFFICIENCY	MUNICIPIUL BUCURESTI - SECTORUL 4	14.0		■								■
BUCHAREST S2 ENERGY EFFICIENCY	MUNICIPIUL BUCURESTI - SECTORUL 2	20.6		■								■
BUCHAREST S6 ENERGY EFFICIENCY	MUNICIPIUL BUCURESTI - SECTORUL 6	7.0		■								■
WAREHOUSE LOGISTICS EXPANSION	WDP DEVELOPMENT RO SRL	100.0							■		■	■
CLUJ-SALAJ REGIONAL WATER	COMPANIA DE APA SOMES SA	27.0	■									■
DEUTSCHE LEASING COVID19 ACTION FOR SME	EUROPEAN INVESTMENT FUND	38.8								■	■	■
CLUJ TECHNICAL UNIVERSITY	UNIVERSITATEA TEHNICA DIN CLUJ-NAPOCA	21.0							■			■
BUCHAREST MEDICINE UNIVERSITY	UNIVERSITATEA DE MEDICINA SI FARMACIE CAROL DAVILA DIN BUCURESTI	24.0							■			■
SOGELEASE RO LOAN FOR SMES & MIDCAPS II	BRD SOGELEASE IFN SA	40.0							■	■	■	■
PROCREDIT EU SMES MID-CAPS & CLIMATE ACTION MBIL	PROCREDIT BANK SA	15.0								■	■	■
AGRICOVER LOAN FOR SMES II	AGRICOVER CREDIT IFN SA	7.5								■	■	■
PROCREDIT EU SMES MIDCAPS & CA MBIL II	PROCREDIT BANK SA	20.0								■	■	■
ISP RO COVID-19 RESPONSE FOR SMES & MIDCAPS	BANCA COMERCIALA INTESA SANPAOLO ROMANIA SA	25.0							■	■	■	■
CEC COVID-19 RESPONSE FOR SMES & MIDCAPS	CEC BANK - SA	50.0							■	■	■	■
UCB RO COVID19 RESPONSE FOR SMES AND MIDCAPS	UNICREDIT BANK SA	50.0							■	■	■	■

# SLOVAKIA

Signatures  
2016-2020 (in € million)



Signatures by sector from 2016 to 2020

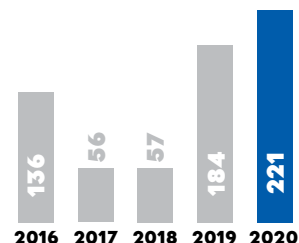


## €172.3 million

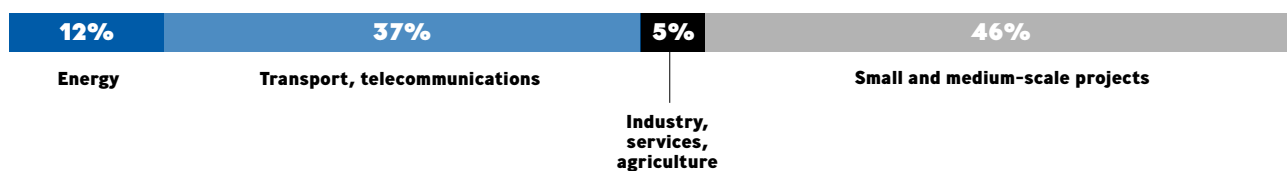
Project Name	Counterparty	Amount (€ million)	EP	RE-EE	ST	CSE	TD	TEN-T	INNOV	SME	C	CA
ZKW AUTOMOTIVE LIGHTING RDI	ZKW GROUP GMBH	53.0										
DIGITAL INNOVATION POSTAL AND LOGISTIC SERVICES	SLOVENSKA POSTA AS	32.0										
SLSP ABS COVID19 RESPONSE FOR SME & MIDCAPS	EUROPEAN INVESTMENT FUND	48.3										
SLSP LOAN FOR SMES MIDCAPS & OTHER PRIORITIES II	SLOVENSKA SPORITEL'NA AS	25.0										
SGEF CZ CLIMATE ACTION AND OTHER PRIORITIES II	SG EQUIPMENT FINANCE CZECH REPUBLIC SRO	14.0										

# SLOVENIA

Signatures  
2016-2020(in € million)



Signatures by sector from 2016 to 2020

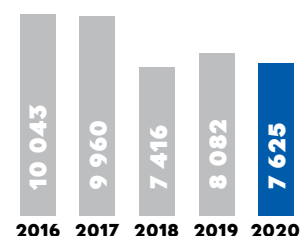


**€221.0 million**

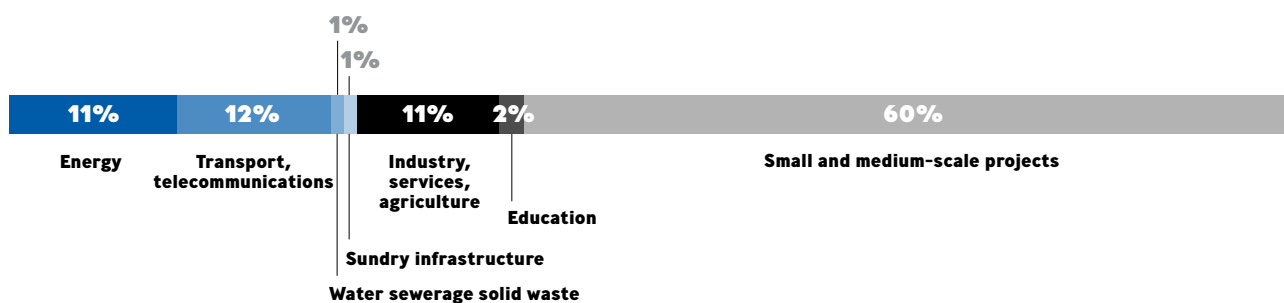
Project Name	Beneficiary	Amount (€ million)	EP	RE-EE	ST	CSE	TD	TEN-T	INNOV	SME	C	CA
KARAVANKE TUNNEL SAFETY UPGRADE	DRUZBA ZA AVTOCESTE V REPUBLIKI SLOVENIJI DD	90.0										
ELECTRICITY DISTRIBUTION SLOVENIA II	ELEKTRO MARIBOR PODJETJE ZA DISTRIBUCIJO ELEKTRICNE ENERGIJE DD	31.0										
TELEKOM SLOVENIJE FIBRE ROLLOUT EXTENSION	TELEKOM SLOVENIJE DD	26.3										
TELEKOM SLOVENIJE FIBRE ROLLOUT EXTENSION	TELEKOM SLOVENIJE DD	73.7										

# SPAIN

Signatures  
2016-2020 (in € million)



## Signatures by sector from 2016 to 2020



## €7 624.9 million

			EP	RE-EE	ST	CSE	TD	TEN-T	INNOV	SME	C	CA
MEDITERRANEAN RAILWAY CORRIDOR	ADIF ALTA VELOCIDAD	50.0										
TUBOS REUNIDOS RDI	TUBOS REUNIDOS SA	0.4										
AENA SECURITY INVESTMENT PLAN	AENA SME SA	110.0										
GOYA WIND PROJECT	IDESAMGAR SL, BBVA CONSUMER AUTO 2020-1 FT	21.0										
MAIER AUTOMOTIVE MIDCAP GROWTH INVESTMENTS	MAIER SC	6.6										
METRO DE MADRID INFRASTRUCTURE UPGRADE	METRO DE MADRID SA	65.0										
ACCIONA ENERGY WATER AND CONSTRUCTION INNOVATION	ACCIONA SA	40.0										
PLYSA FOREST FIRE EXTINCTION FLEET	PLANIFICACION Y SOLUCIONES AEREAS SLU	20.0										
ANTOLIN CAR INTERIORS RDI	GRUPO ANTOLIN-IRAUSA SA	20.7										
CIE AUTOMOTIVE RDI & CONVERGENCE	CIE AUTOMOTIVE SA	40.0										
NEUROSCIENCE R&D AND INVESTMENT PROGRAMME	ESTEVE QUIMICA SA, ESTEVE PHARMACEUTICALS SA	24.8										
RENFE SUBURBAN SUSTAINABLE TRANSPORT MADRID	RENFE OPERADORA	350.0										
RENFE FEVE ROLLING STOCK NORTHERN SPAIN	RENFE OPERADORA	50.0										
AENA ENERGY EFFICIENCY INVESTMENT PLAN SFSB	AENA SME SA	14.4										
ULMA RDI & CONVERGENCE	GRUPO ULMA SC	20.0										
MALAGA SOCIAL AND AFFORDABLE HOUSING I	SOCIEDAD MUNICIPAL DE VIVIENDAS DE MALAGA SL	37.0										
LA CABRERA Y TALAYUELA SOLAR PV	CABRERA ENERGIA SOLAR SL	43.5										
FMB METRO ROLLING STOCK	FERROCARRIL METROPOLITA DE BARCELONA SA	40.0										

## SPAIN (CONTINUED)

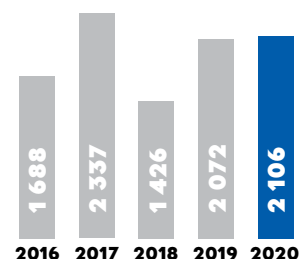
			EP	RE-EE	ST	CSE	TD	TEN-T	INNOV	SME	C	CA
SPANISH SUBURBAN AND REGIONAL ROLLING STOCK	RENFE OPERADORA	150.0										
SPANISH SUBURBAN AND REGIONAL ROLLING STOCK	RENFE OPERADORA	320.0										
TTTECH AUTONOMOUS DRIVING RDI	TTTECH AUTO AG	4.5										
SOLARIA PV PLANTS	INTESA SANPAOLO SPA, CFV TRIANGULUM AUSTRALE SLU	25.0										
ZERO-E SOLAR PV	ZERO-E SPANISH PV SL	45.7										
ZERO-E SOLAR PV	ZERO-E SPANISH PV SL, BBVA CONSUMER AUTO 2020-1 FT	62.3										
WORLDSENSING (EGFF)	WORLDSENSING SL	10.0										
CHASSIS & BIW & MECHANISMS RDI	GESTAMP AUTOMOCION SA	67.4										
PROSOL AGROFOOD AND RDI INVESTMENTS	PRODUCTOS SOLUBLES SA	20.0										
SMART INNOVATION 2	GLOBAL DOMINION ACCESS SA	21.3										
SANIFIT (EGFF)	SANIFIT THERAPEUTICS SA	20.0										
ADIF INFRASTRUCTURE INSPECTION & MAINTENANCE RS	ADIF ALTA VELOCIDAD	79.0										
IBERDROLA SPAIN GREEN ENERGY FRAMEWORK LOAN	IBERDROLA FINANCIACION SAU	600.0										
BARCELONA RESILIENT AND SUSTAINABLE CITY	AJUNTAMENT DE BARCELONA	95.0										
SABADELL LOAN FOR SMES & MIDCAPS CLIMATE ACTION	EUROPEAN INVESTMENT FUND	96.0										
ZANINI RDI & INVESTMENTS	ZANINI AUTO GRUP SAU	25.0										
AVE MADRID EXTREMADURA	ADIF ALTA VELOCIDAD	300.0										
ANIMAL NUTRITION CAPACITY EXPANSION	ELMUBAS IBERICA SL	15.0										
ENDESA EV SUSTAINABLE CHARGING NETWORK	ENDESA SA	35.0										
MONEGROS WIND	C I III MONEGROS ENERGY HOLDCO SLU, BBVA CONSUMER AUTO 2020-1 FT	90.0										
BANCA MARCH RS COVID19 RESPONSE FOR SMES&MIDCAPS	BANCA MARCH SA	70.0										
BBVA RS COVID19 RESPONSE FOR SMES&MIDCAPS	BANCO BILBAO VIZCAYA ARGENTARIA SA	199.7										
POST DISASTER RECONSTRUCT & PREVENTION VALENCIA	COMUNIDAD VALENCIANA	50.0										
MADRID COVID-19 RESPONSE	COMUNIDAD AUTONOMA DE MADRID	600.0										
PROJECT EVEREST (FM)	ACCEPTABLE CORPORATE(S)	50.0										
MINORYX (EGFF)	MINORYX THERAPEUTICS SL	25.0										
BBVA COVID19 SUPPORT TO SMES & MIDCAPS	EUROPEAN INVESTMENT FUND	87.1										
WIND TECHNOLOGY RDI	SIEMENS GAMESA RENEWABLE ENERGY SA	150.0										
NAVARRA COVID-19 RESPONSE	COMUNIDAD FORAL DE NAVARRA	50.0										
GMP ENERGY EFFICIENT BUILDINGS	GMP PROPERTY SOCIMI SA	28.0										
FERRER PHARMACEUTICAL RDI III	GRUPO FERRER INTERNACIONAL SA	50.0										

## SPAIN (CONTINUED)

			EP	RE-EE	ST	CSE	TD	TEN-T	INNOV	SME	C	CA
BANCA MARCH EGF ENHANCED SUPPORT TO MIDCAPS	BANCA MARCH SA	100.0	■	■	■	■	■	■	■	■	■	■
BBVA LOAN FOR SMES & MIDCAPS IV	BBVA CONSUMER AUTO 2020-1 FT	450.0	■	■	■	■	■	■	■	■	■	■
ICO MID-CAP INVESTMENT PLATFORM	INSTITUTO DE CREDITO OFICIAL	100.0	■	■	■	■	■	■	■	■	■	■
BASQUE COUNTRY LOAN FOR SMES AND MIDCAPS	INSTITUTO VASCO DE FINANZAS	50.0	■	■	■	■	■	■	■	■	■	■
SANTANDER FOCUSED SUPPORT FOR SME & MIDCAPS 2019	BANCO SANTANDER SA	207.5	■	■	■	■	■	■	■	■	■	■
DE LAGE LANDEN IMPACT LOAN L4SME-MIDCAPS SOUTH	DE LAGE LANDEN INTERNATIONAL BV	130.0	■	■	■	■	■	■	■	■	■	■
BANCA MARCH LOAN FOR SMES AND MIDCAPS IV	BANCA MARCH SA	100.0	■	■	■	■	■	■	■	■	■	■
IBERCAJA AGRIFOOD MBIL SMES & MIDCAPS	IBERCAJA BANCO SA	25.0	■	■	■	■	■	■	■	■	■	■
ICO COVID-19 RESPONSE FOR SMES AND MIDCAPS SPAIN	INSTITUTO DE CREDITO OFICIAL	1 000.0	■	■	■	■	■	■	■	■	■	■
ICF RAPID COVID-19 RESPONSE FOR SMES & MIDCAPS	INSTITUT CATALA DE FINANCES	150.0	■	■	■	■	■	■	■	■	■	■
SANTANDER COVID-19 RESPONSE FOR SMES & MIDCAPS	BANCO SANTANDER SA	250.0	■	■	■	■	■	■	■	■	■	■
PSA ESP COVID19 LOAN FOR SMES & MIDCAPS	AUTO ABS SPANISH LOANS 2020-1 FT	250.0	■	■	■	■	■	■	■	■	■	■
SANTANDER COVID19 ABS SUPPORT TO SMES & MIDCAPS	FT PYMES MAGDALENA 4	143.0	■	■	■	■	■	■	■	■	■	■
SANTANDER AGRIFOOD COVID-19 MBIL SMES & MIDCAPS	BANCO SANTANDER SA	100.0	■	■	■	■	■	■	■	■	■	■
SANTANDER INNOVATION & DIGITALISATION OF SMES	FT PYMES MAGDALENA 4	50.0	■	■	■	■	■	■	■	■	■	■
FLEET RENEWAL LOAN COVID-19 SMES & MIDCAPS SCF	SANTANDER CONSUMER FINANCE SA	100.0	■	■	■	■	■	■	■	■	■	■
CREDIT AGRICOLE COVID19 LOAN FOR SME&MIDCAP MBIL	CREDIT AGRICOLE SA	25.0	■	■	■	■	■	■	■	■	■	■

# SWEDEN

Signatures  
2016-2020 (in € million)



Signatures by sector from 2016 to 2020



**€2 105.6 million**

Project Name	Partner	Value (€ million)	EP	RE-EE	ST	CSE	TD	TEN-T	INNOV	SME	C	CA
VOLVO CARS INNOVATIVE TECHNOLOGIES RDI	VOLVO CAR CORP	100.0										
EUROPEAN SPALLATION SOURCE - ESS	EUROPEAN SPALLATION SOURCE ERIC	37.5										
NORTHVOLT ETT -LARGE SCALE BATTERY PLANT	NORTHVOLT AB	298.7										
KAEPALA WASTEWATER TREATMENT	KAEPALAFOERBUNDET	97.1										
GETINGE MEDICAL TECHNOLOGY RDI	GETINGE AB (PUBL)	11.4										
SKANE UNIVERSITY HOSPITAL	REGION SKAANE	321.8										
MALMO EDUCATION INFRASTRUCTURE	MALMOE STAD	156.3										
HIGH ENERGY PERFORMING PUBLIC BUILDINGS	VASAKRONAN AB (PUBL)	190.3										
CHASSIS & BIW & MECHANISMS RDI	GESTAMP AUTOMOCION SA	29.2										
BARKARBY AND HAGASTADEN URBAN DEVELOPMENT	ATRIUM LJUNGBERG AB	95.1										
NEW SLUSSEN STOCKHOLM	STOCKHOLMS KOMMUN	381.6										
HUSUM REFURBISHMENT	METSAE BOARD OYJ	125.0										
NILAR BATTERY ENERGY STORAGE (EDP)	NILAR INTERNATIONAL AB	47.0										
DIGITAL INTEGRATED TEXTILE MANUFACTURING	VANDEWIELE NV	23.0										
ONCOPEPTIDES (EGFF)	ONCOPEPTIDES AB (PUBL)	40.0										
GOTHENBURG CLEAN URBAN TRANSPORT	TRANSDEV SVERIGE AB, SOCIETE GENERALE	64.2										
BOREALIS RDI AND CIRCULAR ECONOMY	BOREALIS AG	62,5										
PROCESS TECHNOLOGY RDI	VALMET OYJ	25.0										

# OUTSIDE THE EUROPEAN UNION

\* ▲

## EUROPEAN FREE TRADE ASSOCIATION (EFTA)

€68.3 million

### ICELAND

68.3

OESSUR MEDICAL TECHNOLOGY RDI

OESSUR HF

68.3

■ ■

## CANDIDATE COUNTRIES

€345.1 million

### ALBANIA

15.0

PROCREDIT WB COVID19 RESPONSE FOR SMES & MIDCAPS

PROCREDIT BANK SHA

15.0

■ ■

### MONTENEGRO

143.1

MONTENEGRO WATER AND SANITATION

SPECIAL PURPOSE ENTITY(IES)/FUND, PUBLIC ENTITY(IES),  
MONTENEGRO

3.1

■ ■

MAIN ROADS REHABILITATION PROGRAM

MONTENEGRO

40.0

■ ■

PDB COVID19 RESPONSE FOR SMES&MIDCAPS

PODGORICKA BANKA AD PODGORICA MEMBER OF OTP GROUP

20.0

■ ■

EBM LOAN FOR SMES & OTHER PRIORITIES

ERSTE BANK AD PODGORICA

30.0

■ ■

IDF COVID-19 RESPONSE FOR SMES AND MID-CAPS

INVESTMENT AND DEVELOPMENT FUND OF MONTENEGRO JSC

50.0

■ ■

### NORTH MACEDONIA

15.0

PROCREDIT WB COVID19 RESPONSE FOR SMES & MIDCAPS

PROCREDIT BANK AD SKOPJE

15.0

■ ■

### SERBIA

172.0

CONNECTED SCHOOLS IN SERBIA

PUBLIC ENTITY(IES)

65.0

■ ■

UCBS IMPACT INCENTIVE LOAN FOR SMES & MID-CAPS

UNICREDIT BANK SRBIJA AD BEOGRAD, ACCEPTABLE CORPORATE(S)

2.0

■ ■

UCBS IMPACT INCENTIVE LOAN FOR SMES & MID-CAPS

UNICREDIT BANK SRBIJA AD BEOGRAD

15.0

■ ■

EBS COVID19 CRISIS RESPONSE FOR SMES&MIDCAPS

ERSTE BANK AD NOVI SAD

30.0

■ ■

PROCREDIT WB COVID19 RESPONSE FOR SMES & MIDCAPS

PROCREDIT BANK AD BEOGRAD

20.0

■ ■

INTESA LEASING BEOGRAD COVID19SME & MIDCAP LOAN













INTESA LEASING DOO BEOGRAD

40.0



































■ ■





















































**POTENTIAL CANDIDATE COUNTRIES****€ 527.8 million**

<b>BOSNIA AND HERZEGOVINA</b>		<b>516.8</b>
CORRIDOR VC CENTRE	FEDERACIJA BOSNE I HERCEGOVINE	11.8  
CORRIDOR VC CENTRE	FEDERACIJA BOSNE I HERCEGOVINE	140.0  
CORRIDOR VC MEDAKOVO - POPRIKUSE	FEDERACIJA BOSNE I HERCEGOVINE	340.0  
RLBH LOAN FOR SMES MIDCAPS & PRIORITY PROJECTS II	RAIFFEISEN LEASING DOO SARAJEVO	10.0  
PROCREDIT WB COVID19 RESPONSE FOR SMES & MIDCAPS	PROCREDIT BANK DD	15.0  
<b>KOSOVO</b>		<b>11.0</b>
WWTP GJILAN	KOMPANIA RAJONALE UJESJELLESIT HIDROMORAVA SHA	11.0  





































**RUSSIA, EASTERN EUROPE, SOUTHERN CAUCASUS****€1 212.5 million**

<b>BELARUS</b>		<b>20.0</b>
RAIFFEISEN LEASING BELARUS LOAN FOR SMES	RAIFFEISEN-LEASING JLLC	20.0  
<b>GEORGIA</b>		<b>70.0</b>
TBC BANK JSC LOAN FOR SMES	TBC BANK JSC	25.0  
BANK OF GEORGIA - LOAN FOR SMES AND MID-CAPS II	JSC BANK OF GEORGIA	25.0  
GEORGIA LOAN FOR SMES OUTREACH INITIATIVE	CREDO BANK JSC	10.0  
PROCREDIT EP COVID19 RESPONSE FOR SMES & MIDCAPS	JSC PROCREDIT BANK	10.0  
<b>MOLDOVA, REPUBLIC OF</b>		<b>20.0</b>
PROCREDIT EP COVID19 RESPONSE FOR SMES & MIDCAPS	BANCA COMERCIALA PROCREDIT BANK SA	20.0  
<b>UKRAINE</b>		<b>1 102.5</b>
UKRAINE MUNICIPAL INFRASTRUCTURE PROGRAMME	PUBLIC ENTITY(IES)	6.4  
UKRAINE TRANSPORT CONNECTIVITY	STATE ROAD AGENCY OF UKRAINE (UKRAVTODOR)	1.2  
INNOVATION CAMPUS FOR UKRAINE	LLC UNIT HOLDINGS	50.0  
UKRPOSHTA MODERNISATION AND DIGITALISATION	JSC UKRPOSHTA	30.0  
UKRAINE URBAN PUBLIC TRANSPORT FL II	UKRAINE	200.0  
UKRAINE PUBLIC BUILDINGS ENERGY EFFICIENCY	UKRAINE	300.0  
UKRAINE RECOVERY PROGRAMME	UKRAINE	340.0  
EASTERN UKRAINE ROAD CONNECTIVITY	UKRAINE	100.0  
UKRAINE DCFTA SUPPORT FACILITY	THE STATE EXPORT-IMPORT BANK OF UKRAINE JSC	20.0  
PROCREDIT EP COVID19 RESPONSE FOR SMES & MIDCAPS	PROCREDIT BANK JSC	25.0  
PRAVEX BANK COVID-19 LOAN FOR SMES AND MID-CAPS	PRAVEX BANK JSC	30.0  

**MEDITERRANEAN COUNTRIES****€3 458.8 million**

<b>EGYPT</b>		<b>1 935.4</b>
KITCHENER DRAIN	THE KAFR EL SHEIKH WATER SUPPLY AND SANITATION COMPANY - AN EGYPTIAN JSC SUBSIDIARY OF THE HOLDING COMPANY FOR WATER SUPPLY AND SEWERAGE, HOLDING COMPANY FOR WATER AND WASTEWATER, GHARBIA COMPANY FOR WATER AND WASTEWATER, DAKAHLIA COMPANY FOR WATER AND WASTEWATER, ARAB REPUBLIC OF EGYPT	19.0  
URBAN TRANSPORT INFRASTRUCTURE FRAMEWORK EGYPT	ARAB REPUBLIC OF EGYPT	600.0  
BANQUE DU CAIRE LOAN FOR SMES	BANQUE DU CAIRE	91.4  
BANQUE MISR COVID 19 LOAN FOR SMES AND MIDCAPS	BANQUE MISR SAE	425.0  
NBE LOAN FOR SMES AND MIDCAPS COVID-19	NATIONAL BANK OF EGYPT	800.0  
<b>ISRAEL</b>		<b>150.0</b>
SOREK II DESALINATION PLANT	S.M.S IDE LTD	150.0  
<b>JORDAN</b>		<b>479.2</b>
JORDAN WATER SECTOR FRAMEWORK LOAN	HASHEMITE KINGDOM OF JORDAN	258.0  
JORDAN COVID-19 PUBLIC HEALTHCARE LOAN	HASHEMITE KINGDOM OF JORDAN	48.5  
MICROFUND FOR WOMEN MICROFINANCE LOAN	MICROFUND FOR WOMEN	2.7  
JORDAN LOAN FOR SME RESILIENCE FACILITY	CAPITAL BANK OF JORDAN PSC	70.0  
JORDAN LOAN FOR SME RESILIENCE FACILITY	THE HOUSING BANK FOR TRADE AND FINANCE	100.0  
<b>MOROCCO</b>		<b>617.0</b>
AUTOMOTIVE GLASS MANUFACTURING MOROCCO	AGC GLASS EUROPE, AGC AUTOMOTIVE INDUVER MOROCCO	54.0  
MAROC COVID-19 PUBLIC HEALTHCARE LOAN	ROYAUME DU MAROC	200.0  
AL AMANA MICROCREDIT	ALAMANA MICROFINANCE	3.0  
CAM-SMES & MID-CAPS AGRI AND RURAL DEVELOPMENT	CREDIT AGRICOLE DU MAROC SA	200.0  
JAIDA SA	JAIDA SA	10.0  
MOROCCO SME PUBLIC SUPPORT COVID-19 RESPONSE	ROYAUME DU MAROC	150.0  
<b>PALESTINE</b>		<b>112.3</b>
VITAS PALESTINE	VITAS PALESTINE MICROFINANCE PRIVATE SHAREHOLDING CO	2.7  
PALESTINE PRIVATE SECTOR COVID-19 RESPONSE	BANK OF PALESTINE PLC	40.8  
PALESTINE PRIVATE SECTOR COVID-19 RESPONSE	QUDS BANK PLC	26.3  
PALESTINE PRIVATE SECTOR COVID-19 RESPONSE	THE NATIONAL BANK	42.5  
<b>REGIONAL - MEDITERRANEAN</b>		<b>127.0</b>
BADIA IMPACT FUND II	BADIA IMPACT SQUARED CAPITAL PARTNERS GP BV	8.2  
LORAX CAPITAL PARTNERS FUND II	ACCEPTABLE CORPORATE(S)	18.8  
COVID-19 VACCINE VOLUME ALLOCATION (COVAX)	PUBLIC ENTITY(IES)	100.0  
<b>TUNISIA</b>		<b>38.0</b>
APPUI AU SECTEUR DE L EAU POTABLE	REPUBLIQUE TUNISIENNE	38.0  

**AFRICAN, CARIBBEAN AND PACIFIC (ACP) STATES****€2 132.8 million**

		<b>9.8</b>
<b>BARBADOS</b>		
BWA DRINKING WATER NETWORK REHABILITATION	BARBADOS	9.8  
<b>BENIN</b>		
ATI MEMBERSHIP CONTRIBUTION BENIN	REPUBLIQUE DU BENIN	15.0  
RIPOSTE SANITAIRE COVID-19 BENIN	REPUBLIQUE DU BENIN	30.0  
<b>BURKINA FASO</b>		
ASSAINISSEMENT ET DRAINAGE DE OUAGADOUGOU	BURKINA FASO	15.0  
ATI MEMBERSHIP CONTRIBUTION BURKINA FASO	BURKINA FASO	15.0  
<b>CAMEROON</b>		
ATI MEMBERSHIP CONTRIBUTION CAMEROON	REPUBLIQUE DU CAMEROUN	11.4  
SG AFRIQUE CENTRALE FACILITE DE FINANCEMENT	SOCIETE GENERALE CAMEROUN	15.0  
<b>CHAD</b>		
ATI MEMBERSHIP CONTRIBUTION CHAD	REPUBLIQUE DU TCHAD	15.0  
SG AFRIQUE CENTRALE FACILITE DE FINANCEMENT	SOCIETE GENERALE TCHAD SA	10.0  
<b>CONGO</b>		
SG AFRIQUE CENTRALE FACILITE DE FINANCEMENT	SOCIETE GENERALE CONGO	15.0  
<b>CÔTE D'IVOIRE</b>		
UHURU GROWTH FUND I	UHURU GROWTH FUND I-A SCSP	7.5  
<b>GAMBIA</b>		
GAMBIA RENEWABLE ENERGY	REPUBLIC OF THE GAMBIA	8.0  
<b>GHANA</b>		
UHURU GROWTH FUND I	UHURU GROWTH FUND I-A SCSP	7.5  
DEVELOPMENT BANK GHANA	REPUBLIC OF GHANA	170.0  
<b>KENYA</b>		
LV WATSAN - KISUMU	KISUMU WATER AND SEWERAGE COMPANY LTD	35.0  
IHS KENYA ENERGY EFFICIENT HOUSING	IHS KENYA GREEN HOUSING SCSP	36.0  
KENYA AGRICULTURE VALUE CHAIN FACILITY	EQUITY BANK (KENYA) LTD	25.0  
<b>MADAGASCAR</b>		
JIRAMA WATER III - PRIORITAIRE	JIRO SY RANO MALAGASY SA	26.2  

## AFRICAN, CARIBBEAN AND PACIFIC (ACP) STATES (CONTINUED)

<b>MALAWI</b>		<b>63.8</b>
LILONGWE WATER RESOURCE EFFICIENCY PROGRAMME	LILONGWE WATER BOARD	4.8 ■ ■
SRWB WATER SUPPLY AND SANITATION PROGRAMME	SOUTHERN REGION WATER BOARD	26.5 ■ ■
LILONGWE DROUGHT RESILIENCE PROGRAMME	LILONGWE WATER BOARD	15.0 ■ ■
KULIMA - RISK SHARING FACILITY ECOBANK	ECOBANK MALAWI LTD	5.0 ■ ■
KULIMA ACCESS TO FINANCE	ECOBANK MALAWI LTD	12.5 ■ ■
<b>MALI</b>		<b>45.0</b>
EDM - BOUCLE 225 KV NORD BAMAKO	PUBLIC ENTITY(IES)	45.0 ■ ■
<b>MAURITANIA</b>		<b>25.0</b>
MAURITANIA COVID-19 RESILIENCE SUBMARINE CABLE	SOCIETE POUR LE DEVELOPPEMENT DES INFRASTRUCTURES NUMERIQUES	25.0 ■ ■
<b>MAURITIUS</b>		<b>33.3</b>
COVID-19 IMMUNOLOGIC PLANT-BASED MANUFACTURING	CAPE BIOLOGIX TECHNOLOGIES LTD	33.3 ■ ■
<b>MOZAMBIQUE</b>		<b>100.0</b>
MOZAMBIQUE CLIMATE RESILIENT FL	REPUBLICA DE MOCAMBIQUE	100.0 ■ ■
<b>NIGER</b>		<b>15.0</b>
RIPOSTE SANITAIRE COVID-19 NIGER	REPUBLIQUE DU NIGER	15.0 ■ ■
<b>NIGERIA</b>		<b>435.0</b>
NIGERIA DIGITAL ID	FEDERAL REPUBLIC OF NIGERIA	250.0 ■ ■
NIGERIA CLIMATE ADAPTATION - EROSION & WATERSHED	FEDERAL REPUBLIC OF NIGERIA	175.0 ■ ■
UHURU GROWTH FUND I	UHURU GROWTH FUND I-A SCSP	10.0 ■ ■
<b>REGIONAL - ACP</b>		<b>90.0</b>
SMALL-SCALE SOLAR PROGRAM IN SSA	INNOVENT SAS	10.0 ■ ■
LUXEMBOURG MICROFINANCE AND DEVELOPMENT FUND II	ACCEPTABLE CORPORATE(S), ACCEPTABLE BANK(S)	5.0 ■ ■
BLUEORCHARD INSUREILIENCE INVESTMENT DEBT FUND	N/A	8.2 ■ ■
ACP MICROFINANCE FACILITY	BANCO DE AHORRO Y CREDITO ADOPEM SA	6.9 ■ ■
ACP MICROFINANCE FACILITY	BANCO MULTIPLE ADEMI SA	9.8 ■ ■
INTERACT CLIMATE CHANGE FACILITY III	INTERACT CLIMATE CHANGE FACILITY SA	50.0 ■ ■

## AFRICAN, CARIBBEAN AND PACIFIC (ACP) STATES (CONTINUED)

<b>REGIONAL - AFRICA</b>		<b>365.0</b>
SSA TB AND HIV MITIGATION PROGRAMME	VAKZINE PROJEKT MANAGEMENT GMBH	30.0 ■ ■
EDF OFF-GRID AFRICA	ELECTRICITE DE FRANCE	35.0 ■ ■
COVID-19 VACCINE VOLUME ALLOCATION (COVAX)	PUBLIC ENTITY(IES)	170.0 ■ ■
COVID-19 VACCINE VOLUME ALLOCATION (COVAX)	PUBLIC ENTITY(IES)	130.0 ■ ■
<b>REGIONAL - CENTRAL AFRICA</b>		<b>70.0</b>
BDEAC IMPULSION ECONOMIQUE & SECTEUR SOCIAL	BANQUE DE DEVELOPPEMENT DES ETATS DE L'AFRIQUE CENTRALE	50.0 ■ ■
W AND C AFRICA COVID19 RAPID RESPONSE FACILITY	TRUST MERCHANT BANK SA	20.0 ■ ■
<b>REGIONAL - EAST AFRICA</b>		<b>114.1</b>
RUZIZI III REGIONAL HYDROPOWER PPP & TRANSMISSION	REPUBLIQUE DU BURUNDI, REPUBLIC OF RWANDA	9.1 ■ ■
EAST AFRICA SME-FOCUSED REGIONAL FACILITY	DFCU BANK LTD	30.0 ■ ■
EAST AFRICA SME-FOCUSED REGIONAL FACILITY	EQUITY BANK (KENYA) LTD	75.0 ■ ■
<b>REGIONAL - WEST AFRICA</b>		<b>52.2</b>
NIGELEC EXPANSION DE L ACCES A L ELECTRICITE	SOCIETE NIGERIENNE D'ELECTRICITE, REPUBLIQUE DU NIGER	18.2 ■ ■
JANNGO CAPITAL STARTUP FUND	ACCEPTABLE CORPORATE(S)	15.0 ■ ■
WEST AFRICA MICROFINANCE FACILITY	ACEP-BURKINA SA	5.0 ■ ■
WEST AFRICA MICROFINANCE FACILITY	BAOBAB SENEGAL	7.0 ■ ■
WEST AFRICA MICROFINANCE FACILITY	GRAMEEN CREDIT AGRICOLE MICROFINANCE FOUNDATION	3.0 ■ ■
WEST AFRICA MICROFINANCE FACILITY	VITAL FINANCE	4.0 ■ ■
<b>RWANDA</b>		<b>80.0</b>
ELECTRICITY ACCESS RWANDA	REPUBLIC OF RWANDA, ENERGY DEVELOPMENT CORPORATION (EDCL) LTD	80.0 ■ ■
<b>SAINT LUCIA</b>		<b>5.0</b>
ST LUCIA DEVELOPMENT BANK MSMES COVID-19	SAINT LUCIA DEVELOPMENT BANK	5.0 ■ ■
<b>SENEGAL</b>		<b>90.0</b>
ATI MEMBERSHIP CONTRIBUTION SENEGAL	REPUBLIQUE DU SENEGAL	15.0 ■ ■
SENEGAL COVID-19 ECONOMIC RESILIENCE	REPUBLIQUE DU SENEGAL	75.0 ■ ■
<b>UGANDA</b>		<b>5.0</b>
OFF-GRID SOLAR UGANDA ACCELERATION	FENIX INTERNATIONAL UGANDA LTD	10.6 ■ ■
<b>ZAMBIA</b>		<b>72.5</b>
GREAT NORTH ROAD (T2) UPGRADE	ROAD DEVELOPMENT AGENCY	72.5 ■ ■

\* ▲

**OCT****€20.0 million****NEW CALEDONIA**

20.0

PACIFIC OCTS COVID-19 FINANCIAL SECTOR FACILITY

BANQUE CALEDONIENNE D'INVESTISSEMENT

20.0

■ ■

**SOUTH AFRICA****€92.0 million****SOUTH AFRICA**

92.0

DBSA CLIMATE ACTION FACILITY

DEVELOPMENT BANK OF SOUTHERN AFRICA

22.0

■ ■

NEDBANK PRIVATE SECTOR FACILITY 3

NEDBANK LTD

70.0

■ ■

**ASIA (EXCL. CENTRAL ASIA)****€ 901.5 million****CAMBODIA**

106.5

BAKHENG WATER SUPPLY PROJECT

PHNOM PENH WATER SUPPLY AUTHORITY, KINGDOM OF CAMBODIA

12.7

■ ■

SAAMBAT SUSTAINABLE RURAL DEVELOPMENT CAMBODIA

KINGDOM OF CAMBODIA

13.8

■ ■

CAMBODIA IRRIGATED AGRICULTURE IMPROVEMENT

KINGDOM OF CAMBODIA

80.0

■ ■

**CHINA**

300.0

IMAR TONGLIAO SAND DUNES SHELTERBELT FORESTS

TONGLIAO MUNICIPALITY

300.0

■ ■

**INDIA**

375.0

KANPUR METRO PROJECT

UTTAR PRADESH METRO RAIL CORPORATION LTD

350.0

■ ■

NEEV II

SME FUND GP SARL

25.0

■ ■

**MALDIVES**

20.0

COVID 19 RAPID RESPONSE TO THE MALDIVES

REPUBLIC OF MALDIVES

20.0

■ ■

**NEPAL**

100.0

NEPAL DISTRIBUTION SYSTEM UPGRADE AND EXPANSION

NEPAL ELECTRICITY AUTHORITY

100.0

■ ■

**CENTRAL ASIA****€82.2 million****UZBEKISTAN**

82.2

UZBEKISTAN - COVID19 RAPID RESPONSE TO SME-MSMES

REPUBLIC OF UZBEKISTAN

82.2

■ ■

**LATIN AMERICA****€458.8 million**

<b>BRAZIL</b>		<b>200.0</b>
BRAZIL GENDER COVID-19 RESPONSE	BANCO DO NORDESTE DO BRASIL SA	200.0 ■ ■
<b>ECUADOR</b>		<b>80.9</b>
PORTOVIEJO WATER AND SANITATION	EMPRESA PUBLICA MUNICIPAL DE AGUA POTABLE Y SANEAMIENTO DE PORTOVIEJO EP	50.0 ■ ■
ETAPA CUENCA WASTEWATER TREATMENT PLANT	EMPRESA PUBLICA MUNICIPAL DE TELECOMUNICACIONES AGUA POTABLE ALCANTARILLADO Y SANEAMIENTO DE CUENCA	30.9 ■ ■
<b>MEXICO</b>		<b>123.3</b>
NAFIN SMES SUPPORT COVID-19 RESPONSE	NACIONAL FINANCIERA SNC IBD	123.3 ■ ■
<b>PERU</b>		<b>81.6</b>
COFIDE CLIMATE ACTION FL	CORPORACION FINANCIERA DE DESARROLLO SA	81.6 ■ ■

# STATISTICAL SUPPLEMENT

## SECTION I FINANCING PROVIDED WITHIN THE EUROPEAN UNION

---

(contracts signed)

<b>Table A</b>	Breakdown by country and objective in 2020	55
<b>Table B</b>	Breakdown by country and sector in 2020	56
<b>Table C</b>	Breakdown by country and sector from 2016 to 2020	57
<b>Table D</b>	Detailed breakdown by sector in 2020 and from 2016 to 2020	58
<b>Table E</b>	Breakdown by region in 2020 and from 2016 to 2020	60

## SECTION II FINANCING PROVIDED OUTSIDE THE EUROPEAN UNION

---

(contracts signed)

<b>Table F</b>	Lending facilities and mandates outside the European Union, situation as at 31 December 2020	65
<b>Table G</b>	Breakdown by country and sector in 2020	66
<b>Table H</b>	Breakdown by country and sector from 2016 to 2020	67

## SECTION III BORROWINGS RAISED

---

<b>Table I</b>	Medium and long-term borrowings raised in 2020 (before swaps)	69
<b>Table J</b>	Borrowings raised (before swaps) from 2016 to 2020	72
<b>Table K</b>	Borrowings raised (before swaps) in 2020 under medium-term note or debt issuance programmes (excluding Euro Area Reference Notes and stand-alone issues)	73

NB: as the figures used in the following tables are rounded up/down, the totals might not correspond to the sum of the individual amounts.



SECTION I

**Table A FINANCING PROVIDED WITHIN THE EUROPEAN UNION IN 2020 (contracts signed)**

Breakdown by country and objective <sup>(1)</sup>

Own resources

(€ million)

	Amount signed € million (own resources)	Environment			Infrastructure			Innovation and skills	SMEs and mid-caps	Economic and social cohesion <sup>(3)</sup>	Climate action <sup>(3)</sup>
		Environmental protection and natural resource efficiency	Renewable energy and energy efficiency	Sustainable transport – urban and inter-urban	Competitive and secure energy <sup>(2)</sup>	Integrated territorial development	Strategic transport projects including TEN-T				
Austria	1 636	20	327	210	-	355	-	472	252	174	759
Belgium	1 279	155	12	4	50	295	-	628	136	672	378
Bulgaria	115	2.52	-	-	-	25.00	-	52	35	111	21
Croatia	343	-	-	5	-	5	-	23	310	343	7
Cyprus	245	-	-	-	226	-	-	19	-	226	-
Czech Republic	1 195	299.75	3	279	189.70	75	-	42	306	1 116	439
Denmark	547	-	5	165	-	-	20.69	276	80	66	241
Estonia	280	-	-	-	-	25	95	80	80.01	280	95.9
Finland	652	150	34	-	100	80	-	288	-	-	226
France	8 938	529	1 009	1 446	403	1 076	109	2 208	2 157	1 529	4 286
Germany	5 946	890	192	660	69	689	705	2 110	630	940	2 742
Greece	2 391	52.50	400	246	703.20	88	-	217	686	2 170	933
Hungary	758	-	12	-	120.00	225	-	126	275	531	37
Ireland	902	-	-	-	150.00	-	-	505	247	-	393
Italy	10 709	571	639	190	150	1 384	800	2 426	4 549	2 708	3 038
Latvia	119	-	-	-	-	-	-	13	105.87	119	2
Lithuania	976	77.00	51	161.00	255.85	147	-	194	90.07	976	379
Luxembourg	37	-	-	-	-	-	-	22	15.14	-	0
Malta	23	-	-	-	-	2	-	2	18.21	23	0
Netherlands	2 037	440	80	-	490	720	-	67	240	1	696
Poland	4 604	164	202	708	-	791	582	1 232	924	3 883	1 885
Portugal	1 614	41	200	-	57	238	-	136	942	1 193	259
Regional - EU countries	626	13	189	15	3	-	-	228	179	47	269
Romania	460	27	42	-	-	-	-	167	224	371	78
Slovakia	172	-	0.84	1.82	-	8	-	92	70	114	9
Slovenia	221	-	-	-	31	-	90	100.00	-	59	5
Spain	7 525	70	930	1 030	-	782	569	930	3 214	1 852	2 852
Sweden	2 106	97	372	446	-	296	-	871	24	-	1 471
<b>Total</b>	<b>56 454</b>	<b>3 598</b>	<b>4 700</b>	<b>5 566</b>	<b>2 998</b>	<b>7 303</b>	<b>2 972</b>	<b>13 529</b>	<b>15 789</b>	<b>19 502</b>	<b>21 501</b>

<sup>(1)</sup> As certain financing operations meet several objectives, the totals for the various headings cannot be meaningfully added together.

<sup>(2)</sup> Including Projects of Common Interest (PCI).

<sup>(3)</sup> Transversal indicator.

The amounts are based on the percentage of the operation meeting the eligibility criteria.

## SECTION I

**Table B FINANCING PROVIDED WITHIN THE EUROPEAN UNION IN 2020**  
Breakdown by country and sector

(€ million)

	Total	Investment loans or framework loans	Infrastructure				Industry, services, agriculture	Education	Health	Credit lines
			Energy	Transport, telecommunications	Water, sewerage, solid waste	Urban development				
Austria	1 636	1 254	170	200	-	355	529	-	-	382
Belgium	1 279	1 126	50	4	155	-	323	300	295	153
Bulgaria	115	80	4	-	-	25	51	-	-	35
Croatia	343	0	-	-	-	-	-	-	-	343
Cyprus	245	245	226	19	-	-	-	-	-	-
Czech Republic	1 195	839	190	272	300	75	3	-	-	356
Denmark	547	446	-	150	-	-	296	-	-	100
Estonia	280	190	-	165	-	-	-	-	25	90
Finland	652	652	100	-	-	-	292	180	80	-
France	8 938	5 582	1 273	2 387	380	408	795	230	109	3 356
Germany	5 946	5 162	77	1 828	860	590	1 757	-	50	784
Greece	2 391	1 633	1 096	246	53	65	122	35	18	758
Hungary	758	455	120	10	-	54	80	28	163	303
Ireland	902	655	150	-	-	-	75	430	-	247
Italy	10 856	5 464	696	987	527	403	1 792	-	1 059	5 392
Latvia	119	0	-	-	-	-	-	-	-	119
Lithuania	1 026	930	300	140	-	350	-	140	-	96
Luxembourg	37	20	-	20	-	-	-	-	-	17
Malta	23	0	-	-	-	-	-	-	-	23
Netherlands	2 037	1 467	570	-	440	150	19	18	270	570
Poland	4 615	3 878	171	1 324	1	498	1 692	182	11	737
Portugal	1 614	556	130	-	41	137	48	-	200	1 059
Regional - EU countries	626	456	174	8	-	-	274	-	-	170
Romania	460	214	-	-	27	4	154	29	-	246
Slovakia	172	85	-	-	-	-	85	-	-	87
Slovenia	221	221	31	190	-	-	-	-	-	-
Spain	7 625	3 942	903	1 619	42	137	565	-	675	3 683
Sweden	2 106	2 106	-	446	97	38	1 079	188	257	-
<b>Total</b>	<b>56 762</b>	<b>37 657</b>	<b>6 430</b>	<b>10 014</b>	<b>2 922</b>	<b>3 290</b>	<b>10 031</b>	<b>1 760</b>	<b>3 211</b>	<b>19 105</b>

## SECTION I

**Table C FINANCING PROVIDED WITHIN THE EUROPEAN UNION FROM 2016 TO 2020**  
Breakdown by country and sector

(€ million)

	Total	Investment loans or framework loans	Infrastructure				Industry, services, agriculture	Education	Health	Credit lines
			Energy	Transport, telecommunications	Water, sewerage, solid waste	Urban development				
Austria	7 123	5 686	781	2 144	50	680	1 657	169	205	1 437
Belgium	8 361	7 432	1 932	1 738	841	356	1 024	996	545	929
Bulgaria	1 145	570	95	85	67	25	299	-	-	575
Croatia	2 320	604	57	15	-	300	182	-	50	1 716
Cyprus	1 236	585	302	56	60	16	53	89	9	651
Czech Republic	4 462	2 037	631	781	300	215	97	-	13	2 425
Denmark	3 233	2 524	45	1 193	1	0	1 286	-	-	708
Estonia	1 082	980	215	195	-	222	133	158	57	102
Finland	7 673	7 106	1 189	1 545	254	450	1 855	845	969	567
France	37 314	28 435	5 173	10 338	1 201	1 847	6 300	2 887	690	8 878
Germany	30 125	24 413	984	8 144	1 870	3 898	7 908	1 399	210	5 712
Greece	9 811	5 275	2 174	1 667	175	242	803	188	25	4 536
Hungary	3 591	2 636	266	692	79	209	756	471	163	955
Ireland	4 412	3 892	329	564	-	641	506	1 057	795	520
Italy	48 805	27 804	6 110	6 469	2 600	3 438	5 777	2 209	1 202	21 000
Latvia	485	341	41	75	-	70	97	38	20	144
Lithuania	1 699	1 478	435	204	86	538	12	204	1	221
Luxembourg	331	228	-	216	-	-	12	-	-	103
Malta	235	148	5	51	9	25	42	9	6	87
Netherlands	11 278	7 331	897	2 521	1 493	575	716	148	981	3 947
Poland	22 414	17 088	1 245	8 577	26	1 526	5 265	246	203	5 327
Portugal	7 420	2 800	1 046	56	794	373	259	46	225	4 619
Regional - EU countries	4 715	4 097	1 438	531	101	13	1 951	6	56	618
Romania	4 546	3 148	261	1 039	422	131	1 091	190	15	1 398
Slovakia	2 177	1 432	190	820	-	21	379	15	7	745
Slovenia	654	354	77	241	-	-	36	-	-	300
Spain	43 126	17 022	5 468	5 083	392	466	4 762	103	748	26 104
Sweden	9 628	9 298	467	1 656	102	1 609	4 498	188	778	330
<b>Total</b>	<b>279 400</b>	<b>184 744</b>	<b>31 853</b>	<b>56 694</b>	<b>10 922</b>	<b>17 885</b>	<b>47 756</b>	<b>11 661</b>	<b>7 972</b>	<b>94 656</b>

## SECTION I

**Table D FINANCING PROVIDED WITHIN THE EUROPEAN UNION IN 2020 AND FROM 2016 TO 2020**  
Detailed breakdown by sector

(€ million)

	2020		2016-2020	
	Amount	% of total	Amount	% of total
<b>Energy and infrastructure</b>	<b>22 655</b>	<b>39.9</b>	<b>117 355</b>	<b>42.0</b>
<b>Energy</b>	<b>6 430</b>	<b>11.3</b>	<b>31 853</b>	<b>11.4</b>
<i>Production</i>	<i>3 925</i>	<i>6.9</i>	<i>17 359</i>	<i>6.2</i>
Electricity generation	2 930	5.2	14 283	5.1
Energy	788	1.4	2 075	0.7
Heat production	58	0.1	851	0.3
Crude petroleum and natural gas production	150	0.3	150	0.1
<i>Transport and distribution</i>	<i>2 504</i>	<i>4.4</i>	<i>14 494</i>	<i>5.2</i>
Power transmission and distribution	1 978	3.5	10 415	3.7
Oil and natural gas transmission and distribution	305	0.5	3 616	1.3
Heat transmission and distribution	222	0.4	462	0.2
<b>Transport</b>	<b>8 367</b>	<b>14.7</b>	<b>45 230</b>	<b>16.2</b>
Railways	4 529	8.0	16 535	5.9
Urban transport	1 610	2.8	11 552	4.1
Roads, motorways	1 515	2.7	9 687	3.5
Air transport	130	0.2	4 616	1.7
Sea transport	139	0.2	2 071	0.7
Transport	247	0.4	344	0.1
Other forms of transport	197	0.3	222	0.1
Space transport	-	-	100	0.0
Intermodal centres	-	-	91	0.0
Sundry transport infrastructure	-	-	11	0.0
<b>Telecommunications</b>	<b>1 647</b>	<b>2.9</b>	<b>11 465</b>	<b>4.1</b>
Public switched telephone network; transmission and broadcasting networks	520	0.9	6 382	2.3
Mobile communications networks	450	0.8	3 881	1.4
Telecommunications	442	0.8	967	0.3
Satellites and ground stations	235	0.4	235	0.1
<b>Water, sewerage</b>	<b>2 864</b>	<b>5.0</b>	<b>9 473</b>	<b>3.4</b>
Water collection, treatment and supply	1 468	2.6	5 892	2.1
Sewage	1 391	2.5	3 363	1.2
Irrigation	5	0.0	217	0.1
<b>Solid waste</b>	<b>58</b>	<b>0.1</b>	<b>1 449</b>	<b>0.5</b>
Waste treatment/disposal	21	0.0	1 030	0.4
Waste collection/recycling	37	0.1	420	0.2
<b>Urban development</b>	<b>2 855</b>	<b>5.0</b>	<b>16 272</b>	<b>5.8</b>
Urban development	2 855	5.0	16 272	5.8
<b>Composite infrastructure</b>	<b>435</b>	<b>0.8</b>	<b>1 614</b>	<b>0.6</b>
Composite infrastructure	435	0.8	1 614	0.6

SECTION I

**Table D FINANCING PROVIDED WITHIN THE EUROPEAN UNION IN 2020 AND FROM 2016 TO 2020** (continued)  
Detailed breakdown by sector

(€ million)

	2020		2016-2020	
	Amount	% of total	Amount	% of total
<b>Industry, services, education, health and agriculture</b>	<b>15 002</b>	<b>26.4</b>	<b>67 389</b>	<b>24.1</b>
<b>Industry</b>	<b>6 600</b>	<b>11.6</b>	<b>29 434</b>	<b>10.5</b>
Manufacture of electrical and electronic equipment	1 898	3.3	5 979	2.1
Manufacture of transport equipment	1 696	3.0	5 965	2.1
Manufacture of chemicals and chemical products	1 114	2.0	4 535	1.6
Civil engineering	353	0.6	4 516	1.6
Manufacture of machinery and equipment	673	1.2	2 760	1.0
Manufacture of basic metals and manufacture of fabricated metal products	200	0.4	1 949	0.7
Manufacture of food and agricultural products	122	0.2	1 354	0.5
Manufacture of other non-metallic mineral products	161	0.3	869	0.3
Manufacture of pulp, paper; publishing and printing	303	0.5	785	0.3
Other manufacturing	45	0.1	263	0.1
Manufacture of rubber and products and plastics	23	0.0	176	0.1
Refining	-	-	150	0.1
Mining and quarrying	-	-	120	0.0
Manufacture of wood and wood products	13	0.0	13	0.0
<b>Services</b>	<b>2 671</b>	<b>4.7</b>	<b>15 273</b>	<b>5.5</b>
Business activities	1 198	2.1	6 213	2.2
Research and development	1 150	2.0	5 837	2.1
Financial industry	70	0.1	1 914	0.7
Commerce	158	0.3	632	0.2
Public administration	95	0.2	349	0.1
Hotel, restaurants	-	-	237	0.1
Public, social and personnel services	-	-	91	0.0
<b>Agriculture, fisheries and forestry</b>	<b>760</b>	<b>1.3</b>	<b>3 050</b>	<b>1.1</b>
Agriculture	744	1.3	2 753	1.0
Forestry	14	0.0	296	0.1
Aquaculture	2	0.0	2	0.0
<b>Education</b>	<b>1 760</b>	<b>3.1</b>	<b>11 661</b>	<b>4.2</b>
Education and training	509	0.9	4 174	1.5
Tertiary education	668	1.2	4 127	1.5
Secondary education	385	0.7	2 665	1.0
Primary education	113	0.2	533	0.2
Pre-primary education	84	0.1	152	0.1
Vocational education and technical training	-	-	9	0.0
<b>Health</b>	<b>3 211</b>	<b>5.7</b>	<b>7 972</b>	<b>2.9</b>
Health and social work activities	3 211	5.7	7 972	2.9
<b>Total individual loans / framework loans</b>	<b>37 657</b>	<b>66.3</b>	<b>184 744</b>	<b>66.1</b>
<b>Total credit lines</b>	<b>19 105</b>	<b>33.7</b>	<b>94 656</b>	<b>33.9</b>
<b>Total</b>	<b>56 762</b>	<b>100.0</b>	<b>279 400</b>	<b>100.0</b>

## SECTION I

**Table E FINANCING PROVIDED WITHIN THE EUROPEAN UNION IN 2020 AND FROM 2016 TO 2020**  
Breakdown by region

This analytical table is based on NUTS (nomenclature of territorial units for statistics) 1 or 2 regional classification, depending on the country concerned. Where possible, individual loans covering several regions have been subdivided. Credit lines are accounted for separately. EUROSTAT 2018 gross domestic product (GDP) at current market prices expressed in terms of purchasing power standard (PPS) per inhabitant as a percentage of the EU average (EU27 from 2020=100). 2019 unemployment rate (EU27-2020=6.7). 2019 population figures ('000).

(€ million)

	GDP per capita	Unemployment rate (%)	Population ('000)	2020	2016 - 2020
<b>Austria</b>	<b>128</b>	<b>4.5</b>	<b>8 859</b>	<b>1 636</b>	<b>7 123</b>
Ostösterreich	127	6.6	3 868	202	1 742
Südösterreich	115	3.4	1 804	50	708
Westösterreich	138	2.7	3 186	115	787
Multiregional	-	-	-	887	2 449
Credit lines	-	-	-	382	1 437
<b>Belgium</b>	<b>118</b>	<b>5.4</b>	<b>11 456</b>	<b>1 279</b>	<b>8 361</b>
Région de Bruxelles-Capitale	203	12.6	1 215	-	213
Vlaams Gewest	120	3.2	6 596	129	1 847
Région wallonne	85	7.2	3 644	16	2 125
Multiregional	-	-	-	982	3 246
Credit lines	-	-	-	153	929
<b>Bulgaria</b>	<b>51</b>	<b>4.2</b>	<b>7 000</b>	<b>115</b>	<b>1 145</b>
Severen tsentralen	35	5.1	784	8	38
Severozitochen	41	5.9	929	-	45
Yugozapaden	83	2.3	2 102	-	145
Yuzhen tsentralen	36	3.0	1 410	18	153
Multiregional	-	-	-	55	190
Credit lines	-	-	-	35	575
<b>Croatia</b>	<b>63</b>	<b>6.6</b>	<b>4 076</b>	<b>343</b>	<b>2 320</b>
Jadranska Hrvatska	61	6.4	1 374	-	149
Sjeverozapadna Hrvatska	-	-	-	-	43
Multiregional	-	-	-	-	412
Credit lines	-	-	-	343	1 716
<b>Cyprus</b>	<b>90</b>	<b>7.1</b>	<b>876</b>	<b>245</b>	<b>1 236</b>
<b>Czech Republic</b>	<b>91</b>	<b>2.0</b>	<b>10 650</b>	<b>1 195</b>	<b>4 462</b>
Jihovýchod	84	1.9	1 697	-	27
Jihozápad	78	1.5	1 227	-	50
Severovýchod	76	1.7	1 514	-	36
Střední Čechy	82	1.3	1 369	48	48
Střední Morava	74	2.2	1 215	-	2
Multiregional	-	-	-	791	1 874
Credit lines	-	-	-	356	2 425
<b>Denmark</b>	<b>129</b>	<b>5.0</b>	<b>5 806</b>	<b>547</b>	<b>3 233</b>
Hovedstaden	166	5.1	1 836	-	469
Sjælland	89	4.9	837	-	260
Multiregional	-	-	-	446	1 795
Credit lines	-	-	-	100	708
<b>Estonia</b>	<b>82</b>	<b>4.4</b>	<b>1 325</b>	<b>280</b>	<b>1 082</b>

## SECTION I

**Table E FINANCING PROVIDED WITHIN THE EUROPEAN UNION IN 2020 AND FROM 2016 TO 2020** (continued)  
Breakdown by region

(€ million)

	GDP per capita	Unemployment rate (%)	Population ('000)	2020	2016 - 2020
<b>Finland</b>	<b>112</b>	<b>6.7</b>	<b>5 518</b>	<b>652</b>	<b>7 673</b>
Etelä-Suomi	100	6.3	1 153	100	527
Extra-Regio NUTS 2				-	7
Helsinki-Uusimaa	144	6.4	1 671	160	2 517
Itä-Suomi	94	7.8	1 285	-	976
Länsi-Suomi	99	6.4	1 380	-	708
Multiregional	-	-	-	392	2 371
Credit lines	-	-	-	-	567
<b>France</b>	<b>104</b>	<b>8.5</b>	<b>67 013</b>	<b>8 938</b>	<b>37 314</b>
Auvergne - Rhône-Alpes	100	6.7	8 006	420	1 419
Bourgogne - Franche-Comté	80	7.8	2 793	-	216
Bretagne	89	6.9	3 334	-	316
Corse	84	6	342	-	11
Grand Est	84	8.0	5 525	349	1 346
Hauts-de-France	80	10.5	5 977	95	1 175
Île-de-France	178	8.1	12 245	490	490
Normandie	85	9.2	3 313	-	610
Nouvelle-Aquitaine	88	8.6	5 986	-	446
Occitanie	86	8.4	5 899	441	1 299
Pays-de-la-Loire	94	7.5	3 787	-	64
Provence-Alpes-Côte d'Azur	96	8.8	5 048	61	1 094
Régions ultrapériphériques françaises	64	20.6	2 191	90	331
Multiregional	-	-	-	3 636	19 621
Credit lines	-	-	-	3 356	8 878
<b>Germany</b>	<b>123</b>	<b>3.1</b>	<b>83 019</b>	<b>5 946</b>	<b>30 125</b>
Baden-Württemberg	139	2.4	11 070	750	2 136
Bayern	144	2.1	13 077	413	1 264
Berlin	122	5.3	3 645	-	2 040
Brandenburg	88	3.4	2 512	350	1 506
Hamburg	197	3.6	1 841	-	732
Hessen	141	3.1	6 266	-	956
Niedersachsen	112	3.1	7 982	-	774
Nordrhein-Westfalen	118	3.6	17 933	650	2 816
Rheinland-Pfalz	110	2.8	4 085	-	864
Sachsen	93	3.9	4 078	-	379
Sachsen-Anhalt	86	4.6	2 208	200	211
Schleswig-Holstein	101	2.9	2 897	-	215
Thüringen	89	3.7	2 143	-	65
Multiregional	-	-	-	2 798	10 458
Credit lines	-	-	-	784	5 712
<b>Greece</b>	<b>69</b>	<b>17.3</b>	<b>10 725</b>	<b>2 391</b>	<b>9 811</b>
Attiki	93	16.9	3 742	76	481
Kentriki Ellada	56	17.8	2 708	377	520
Nisia Aigaiou. Kriti	61	13.3	1 200	39	284
Voreia Ellada	53	19.1	3 074	-	233
Multiregional	-	-	-	1 141	3 757
Credit lines	-	-	-	758	4 536

## SECTION I

**Table E FINANCING PROVIDED WITHIN THE EUROPEAN UNION IN 2020 AND FROM 2016 TO 2020** (continued)  
Breakdown by region

(€ million)

	GDP per capita	Unemployment rate (%)	Population ('000)	2020	2016 - 2020
<b>Hungary</b>	<b>71</b>	<b>3.4</b>	<b>9 773</b>	<b>758</b>	<b>3 591</b>
Alföld és Észak	49	4.8	3 814	-	38
Dunántúl	63	2.7	2 927	-	70
Közép-Magyarország	108	2.4	3 031	-	372
Multiregional	-	-	-	455	2 156
Credit lines	-	-	-	303	955
<b>Ireland</b>	<b>191</b>	<b>5.0</b>	<b>4 904</b>	<b>902</b>	<b>4 412</b>
<b>Italy</b>	<b>97</b>	<b>10.0</b>	<b>60 360</b>	<b>10 856</b>	<b>48 805</b>
Abruzzo	85	11.2	1 312	19	128
Basilicata	74	10.8	563	171	565
Calabria	56	21.0	1 947	-	149
Campania	61	20.0	5 802	17	778
Emilia-Romagna	120	5.6	4 459	-	1 032
Friuli-Venezia Giulia	103	6.1	1 215	21	297
Lazio	111	9.9	5 879	11	1 112
Liguria	106	9.6	1 551	2	313
Lombardia	128	5.6	10 061	184	2 263
Marche	93	8.7	1 525	-	89
Molise	70	12.2	306	-	10
Piemonte	104	7.7	4 356	136	890
Provincia Autonoma di Bolzano - Alto Adige	155	2.9	531	-	106
Provincia Autonoma di Trento	125	5.1	541	-	127
Puglia	63	14.9	4 029	70	670
Sardegna	70	14.7	1 640	-	370
Sicilia	59	20.0	5 000	-	506
Toscana	104	6.8	3 730	24	900
Umbria	84	8.5	882	-	56
Veneto	110	5.7	4 906	141	1 261
Multiregional	-	-	-	4 669	16 184
Credit lines	-	-	-	5 392	21 000
<b>Latvia</b>	<b>69</b>	<b>6.3</b>	<b>1 920</b>	<b>119</b>	<b>485</b>
<b>Lithuania</b>	<b>81</b>	<b>6.3</b>	<b>2 794</b>	<b>1 026</b>	<b>1 699</b>
<b>Luxembourg</b>	<b>263</b>	<b>5.6</b>	<b>614</b>	<b>37</b>	<b>331</b>
<b>Malta</b>	<b>99</b>	<b>3.6</b>	<b>494</b>	<b>23</b>	<b>235</b>
<b>Netherlands</b>	<b>130</b>	<b>3.4</b>	<b>17 282</b>	<b>2 037</b>	<b>11 278</b>
Noord-Nederland	100	3.9	1 724	240	696
Oost-Nederland	108	3.1	3 645	-	520
West-Nederland	146	3.5	8 252	18	1 584
Zuid-Nederland	127	3.2	3 661	-	1 130
Multiregional	-	-	-	1 209	3 401
Credit lines	-	-	-	570	3 947



## SECTION I

**Table E FINANCING PROVIDED WITHIN THE EUROPEAN UNION IN 2020 AND FROM 2016 TO 2020** (continued)  
Breakdown by region

(€ million)

	GDP per capita	Unemployment rate (%)	Population ('000)	2019	2015 - 2019
<b>Poland</b>	<b>71</b>	<b>3.3</b>	<b>37 973</b>	<b>4 615</b>	<b>22 414</b>
Dolnośląskie	78	3.3	2 865	524	739
Kujawsko-Pomorskie	57	4.0	2 055	-	149
Łódzkie	66	3.7	2 453	-	87
Lubelskie	48	5.5	2 097	-	267
Lubuskie	58	2.0	1 003	36	332
Małopolskie	65	2.8	3 361	56	625
Mazowieckie	60	4.6	2 327	165	1 269
Opolskie	56	3.2	946	-	51
Podkarpackie	50	5.1	2 086	-	15
Podlaskie	50	3.1	1 152	-	609
Pomorskie	69	2.8	2 305	-	382
Śląskie	74	2.4	4 489	49	877
Świętokrzyskie	51	4.2	1 226	-	58
Warmińsko-Mazurskie	49	3.3	1 404	-	90
Wielkopolskie	76	2.6	3 473	-	273
Zachodniopomorskie	59	3.2	1 676	-	176
Multiregional	-	-	-	3 049	11 089
Credit lines	-	-	-	737	5 327
<b>Portugal</b>	<b>77</b>	<b>6.5</b>	<b>10 277</b>	<b>1 614</b>	<b>7 420</b>
Alentejo	72	6.9	705	25	29
Algarve	86	7.1	439	3	5
Área Metropolitana de Lisboa	100	7.2	2 846	90	265
Centro (PT)	67	5.0	2 217	64	140
Norte	65	6.7	3 573	67	318
Região Autónoma da Madeira	75	7.1	254	0	0
Região Autónoma dos Açores	68	7.9	243	2	2
Multiregional	-	-	-	306	2 041
Credit lines	-	-	-	1 059	4 619
<b>Regional - EU countries</b>	<b>-</b>	<b>-</b>	<b>-</b>	<b>626</b>	<b>4 715</b>
<b>Romania</b>	<b>66</b>	<b>3.9</b>	<b>19 414</b>	<b>460</b>	<b>4 546</b>
<b>Slovakia</b>	<b>74</b>	<b>5.8</b>	<b>5 450</b>	<b>172</b>	<b>2 177</b>
Bratislavský kraj	173	2.4	660	-	452
Východné Slovensko	53	9.1	1 625	-	45
Západné Slovensko	67	4.0	1 826	53	53
Multiregional	-	-	-	32	882
Credit lines	-	-	-	87	745
<b>Slovenia</b>	<b>87</b>	<b>4.5</b>	<b>2 081</b>	<b>221</b>	<b>654</b>

## SECTION I

**Table E FINANCING PROVIDED WITHIN THE EUROPEAN UNION IN 2020 AND FROM 2016 TO 2020** (continued)  
Breakdown by region

(€ million)

	GDP per capita	Unemployment rate (%)	Population ('000)	2019	2015 - 2019
<b>Spain</b>	<b>91</b>	<b>14.1</b>	<b>46 937</b>	<b>7 625</b>	<b>43 126</b>
Andalucía	68	21.2	8 427	96	1 401
Aragón	100	10.0	1 321	-	281
Canarias	74	20.5	2 207	15	196
Cantabria	84	10.3	582	-	5
Castilla y León	85	11.6	2 408	20	238
Castilla-la Mancha	72	16.2	2 035	-	385
Cataluña	108	11.0	7 566	93	1 186
Comunidad de Madrid	125	10.6	6 642	691	2 308
Comunidad Foral de Navarra	112	8.2	650	62	225
Comunidad Valenciana	80	14.1	4 975	-	481
Extremadura	67	21.6	1 065	-	559
Galicia	82	11.8	2 700	-	324
Illes Balears	98	11.8	1 188	-	208
La Rioja	97	10.0	314	-	76
País Vasco	118	9.2	2 178	-	1 121
Principado de Asturias	81	14.2	1 022	-	32
Región de Murcia	76	14.7	1 488	15	151
Multiregional	-	-	-	2 950	7 847
Credit lines	-	-	-	3 683	26 104
<b>Sweden</b>	<b>121</b>	<b>6.8</b>	<b>10 230</b>	<b>2 106</b>	<b>9 628</b>
Norra Mellansverige	98	7.3	855	-	12
Östra Mellansverige	106	7.3	1 709	-	151
Övre Norrland	116	6.1	521	299	499
Småland med öarna	106	6.3	865	-	75
Stockholm	164	6.1	2 344	-	835
Sydsverige	103	8.9	1 522	516	1 146
Västsverige	119	6.1	2 039	-	1 117
Multiregional	-	-	-	1 291	5 465
Credit lines	-	-	-	-	330
<b>European Union (27 countries)</b>	<b>100</b>	<b>6.7</b>	<b>446 825</b>	<b>56 762</b>	<b>279 400</b>

## SECTION II

**Table F LENDING FACILITIES AND MANDATES IN THE INVESTMENT PHASE OUTSIDE THE EUROPEAN UNION, SITUATION AS AT 31.12.2020**

Lending Facilities and Mandates	Period of validity	Financial envelope € million
<b>1.1 With Member States' or European Union Guarantee</b>		
<b>1.1.1 With Member States' Guarantee</b>		<b>2 600</b>
ACP <sup>(1)</sup> (Cotonou Partnership Agreement)	2014-2021	2 500
OCT <sup>(2)</sup> (Council Decision)	2014-2021	100
<b>1.1.2 With European Union Guarantee (Council Decision)</b>		<b>32 300 <sup>(10)</sup></b>
Pre-Accession Countries <sup>(3)</sup> and beneficiaries	2014-2021	8 075
Neighbourhood and Partnership Countries	2014-2021	<b>19 680</b>
– <i>Southern Neighbourhood</i> <sup>(4)</sup>		13 030
– <i>Eastern Neighbourhood</i> <sup>(5)</sup>		6 650
Asia and Latin America <sup>(6)</sup>	2014-2021	<b>4 083</b>
– <i>Asia</i>		1 165
– <i>Central Asia</i>		224
– <i>Latin America</i>		2 694
Republic of South Africa	2014-2021	462
<b>1.1.3 With ACP Investment Facility Guarantee</b>		<b>1 500</b>
Cotonou Infrastructure Package ACP <sup>(1)</sup> / OCT <sup>(2)</sup>	2018-2021	1 500
<b>1.2 EIB Own Risk Facilities</b>		<b>46 300</b>
Pre-Accession Facility	up to 2021	31 750
EFTA Facility <sup>(7)</sup>	up to 2021	5 100
Neighbourhood Finance Facility <sup>(8)</sup>	2014-2020	2 550
Climate Action and Environment Facility <sup>(9)</sup>	2014-2020	5 650
Strategic Projects Facility	2014-2020	1 250
<b>II – Third Party Resources Lending</b>		
ACP Investment Facility (Cotonou Agreement)	2003-2021	3 137
OCT Risk Capital (Council Decision)	2003-2021	48.5
IFE-IF ACP Cotonou III	2014-2021	500

### The eligible countries and regions include:

#### (1) African, Caribbean and Pacific States (ACP)

**Africa:** Angola, Benin, Botswana, Burkina Faso, Burundi, Cameroon, Cape Verde, Central African Republic, Chad, Comoros, Congo (Brazzaville), Congo (Kinshasa), Côte d'Ivoire, Djibouti, Eritrea, Ethiopia, Gabon, Gambia, Ghana, Guinea, Guinea Bissau, Kenya, Kingdom of Eswatini, Lesotho, Liberia, Madagascar, Malawi, Mali, Mauritania, Mauritius, Mozambique, Namibia, Niger, Nigeria, Rwanda, São Tomé and Príncipe, Senegal, Seychelles, Sierra Leone, Tanzania, Togo, Uganda, Zambia, Zimbabwe.

**Caribbean:** Antigua and Barbuda, Bahamas, Barbados, Belize, Dominica, Dominican Republic, Grenada, Guyana, Haiti, Jamaica, Saint Kitts and Nevis, Saint Lucia, Saint Vincent and the Grenadines, Suriname, Trinidad and Tobago.

**Pacific:** Cook Islands, Timor-Leste, Fiji, Kiribati, Marshall Islands, Micronesia, Nauru, Niue, Palau, Papua New Guinea, Samoa, Solomon Islands, Tonga, Tuvalu, Vanuatu.

#### (2) Overseas Countries and Territories (OCT)

Anguilla, Aruba, Bermuda, Bonaire, British Antarctic Territory, British Indian Ocean Territory, British Virgin Islands, Cayman Islands, Curaçao, Falkland Islands, French Polynesia, French Southern and Antarctic Territories, Greenland, Montserrat, New Caledonia and dependencies, Pitcairn, Saba, Saint Barthélemy, Sint Eustatius, Sint Maarten, South Georgia and the South Sandwich Islands, Saint Helena, Saint Pierre and Miquelon, Turks and Caicos Islands, Wallis and Futuna.

#### (3) Pre-Accession Countries and beneficiaries

Albania, North Macedonia, Montenegro, Serbia, Turkey, Bosnia and Herzegovina, Kosovo under United Nations Security Council Resolution 1244 (1999).

#### (4) Southern Neighbourhood: Algeria, Egypt, Palestine, Jordan, Lebanon, Libya, Morocco, Tunisia.

#### (5) Eastern Neighbourhood: Belarus, Moldova, Ukraine, Southern Caucasus (Armenia, Azerbaijan, Georgia), Russia.

(6) **Asia:** Bangladesh, Bhutan, Cambodia, China (including Hong Kong and Macao Special Administrative Regions), India, Indonesia, Iran, Iraq, the Lao People's Democratic Republic, Malaysia, Maldives, Mongolia, Myanmar/Burma, Nepal, Pakistan, the Philippines, Sri Lanka, Thailand, Vietnam, Yemen.

**Central Asia:** Kazakhstan, Kyrgyzstan, Tajikistan, Turkmenistan, Uzbekistan.

**Latin America:** Argentina, Bolivia, Brazil, Colombia, Costa Rica, Ecuador, El Salvador, Guatemala, Honduras, Mexico, Nicaragua, Panama, Paraguay, Peru, Uruguay, Venezuela.

(7) **EFTA countries:** Iceland, Liechtenstein, Norway, Switzerland.

(8) Eligible regions include Southern Neighbourhood Countries and Eastern Neighbourhood Countries (see above for exhaustive lists).

(9) Eligible regions include ACP states and Overseas Countries and Territories, Asia including Central Asia, Latin America and the Republic of South Africa.

#### Financial envelope of the EIB external mandate

(10) The maximum ceiling for EIB financing under the EU guarantee comprises a General Mandate of €32.3 billion (broken down into regional ceilings indicated in the table). This amount was increased from the original €27 billion after the entry into force of the revised External Lending Mandate Decision in October 2018.

EIB own risk facilities were also amended to align with the revised External Lending Mandate Decision.

#### Risk capital, technical assistance, investment grants, guarantee instruments and interest subsidies

EIB lending beyond the European Union is complemented by risk capital, blending and advisory activities which, depending on the initiative, partnership or mechanism, are funded by the EU budget, the European Development Fund, direct contributions from EU Member States or other donor countries, the European Commission or EIB own resources.

## SECTION II

**Table G FINANCING PROVIDED OUTSIDE THE EUROPEAN UNION IN 2020**  
**Breakdown by country and sector**

(€ million)

	Resources			Sectors					
	Total	Own	Third party	Energy	Transport, telecommunications	Water, sewerage, solid waste, urban development	Industry, services (*), agriculture	Education, health	Credit lines
<b>EFTA</b>	<b>68.3</b>	<b>68.3</b>	-	-	-	-	<b>68.3</b>	-	-
Iceland	68.3	68.3	-	-	-	-	68.3	-	-
<b>Candidate countries</b>	<b>345.1</b>	<b>340.0</b>	<b>5.1</b>	-	<b>40.0</b>	<b>3.1</b>	-	<b>65.0</b>	<b>237.0</b>
Albania	15.0	15.0	-	-	-	-	-	-	15.0
Montenegro	143.1	140.0	3.1	-	40.0	3.1	-	-	100.0
North Macedonia	15.0	15.0	-	-	-	-	-	-	15.0
Serbia	172.0	170.0	2.0	-	-	-	-	65.0	107.0
<b>Potential candidate countries</b>	<b>527.8</b>	<b>516.0</b>	<b>11.8</b>	-	<b>491.8</b>	<b>11.0</b>	-	-	<b>25.0</b>
Bosnia and Herzegovina	516.8	505.0	11.8	-	491.8	-	-	-	25.0
Kosovo	11.0	11.0	-	-	-	11.0	-	-	-
<b>Eastern Europe, Southern Caucasus, Russia</b>	<b>1 212.5</b>	<b>1 205.0</b>	<b>7.5</b>	<b>36.6</b>	<b>335.2</b>	<b>575.8</b>	<b>80.0</b>	-	<b>185.0</b>
Belarus	20.0	20.0	-	-	-	-	-	-	20.0
Georgia	70.0	70.0	-	-	-	-	-	-	70.0
Moldova, Republic of	20.0	20.0	-	-	-	-	-	-	20.0
Ukraine	1 102.5	1 095.0	7.5	36.6	335.2	575.8	80.0	-	75.0
<b>Mediterranean countries</b>	<b>3 458.8</b>	<b>3 439.8</b>	<b>19.0</b>	-	<b>600.0</b>	<b>465.0</b>	<b>81.0</b>	<b>348.5</b>	<b>1 964.4</b>
Egypt	1 935.4	1 916.4	19.0	-	600.0	19.0	-	-	1 316.4
Israel	150.0	150.0	-	-	-	150.0	-	-	-
Jordan	479.2	479.2	-	-	-	258.0	-	48.5	172.7
Morocco	617.0	617.0	-	-	-	-	54.0	200.0	363.0
Palestine	112.3	112.3	-	-	-	-	-	-	112.3
Regional - Mediterranean	127.0	127.0	-	-	-	-	27.0	100.0	-
Tunisia	38.0	38.0	-	-	-	38.0	-	-	-
<b>ACP States</b>	<b>2 132.8</b>	<b>1 030.4</b>	<b>1 102.3</b>	<b>215.9</b>	<b>97.5</b>	<b>443.2</b>	<b>456.9</b>	<b>345.0</b>	<b>574.2</b>
Barbados	9.8	9.8	-	-	-	9.8	-	-	-
Benin	45.0	45.0	-	-	-	-	15.0	30.0	-
Burkina Faso	30.0	30.0	-	-	-	15.0	15.0	-	-
Cameroon	26.4	11.4	15.0	-	-	-	11.4	-	15.0
Chad	25.0	15.0	10.0	-	-	-	15.0	-	10.0
Congo	15.0	-	15.0	-	-	-	-	-	15.0
Côte d'Ivoire	7.5	-	7.5	-	-	-	7.5	-	-
Gambia	8.0	8.0	-	8.0	-	-	-	-	-
Ghana	177.5	170.0	7.5	-	-	-	7.5	-	170.0
Kenya	96.0	35.0	61.0	-	-	71.0	-	-	25.0
Madagascar	26.2	-	26.2	-	-	26.2	-	-	-
Malawi	63.8	46.3	17.5	-	-	46.3	-	-	17.5
Mali	45.0	45.0	-	45.0	-	-	-	-	-
Mauritania	25.0	25.0	-	-	25.0	-	-	-	-
Mauritius	33.3	-	33.3	-	-	-	33.3	-	-
Mozambique	100.0	100.0	-	-	-	100.0	-	-	-
Niger	15.0	15.0	-	-	-	-	-	15.0	-
Nigeria	435.0	175.0	260.0	-	-	175.0	260.0	-	-
Regional - ACP	90.0	-	90.0	10.0	-	-	13.2	-	66.7
Regional - Africa	365.0	130.0	235.0	35.0	-	-	30.0	300.0	-
Regional - Central Africa	70.0	-	70.0	-	-	-	-	-	70.0
Regional - East Africa	114.1	-	114.1	9.1	-	-	-	-	105.0
Regional - West Africa	52.2	-	52.2	18.2	-	-	34.0	-	-
Rwanda	80.0	80.0	-	80.0	-	-	-	-	-
Saint Lucia	5.0	-	5.0	-	-	-	-	-	5.0
Senegal	90.0	90.0	-	-	-	-	15.0	-	75.0
Uganda	10.6	-	10.6	10.6	-	-	-	-	-
Zambia	72.5	-	72.5	-	72.5	-	-	-	-
<b>OCT</b>	<b>20.0</b>	<b>20.0</b>	-	-	-	-	-	-	<b>20.0</b>
New Caledonia	20.0	20.0	-	-	-	-	-	-	20.0
<b>South Africa</b>	<b>92.0</b>	<b>92.0</b>	-	-	-	-	-	-	<b>92.0</b>
South Africa	92.0	92.0	-	-	-	-	-	-	92.0
<b>Asia (excl. Central Asia)</b>	<b>901.5</b>	<b>888.8</b>	<b>12.7</b>	<b>108.8</b>	<b>363.8</b>	<b>101.5</b>	<b>307.5</b>	-	<b>20.0</b>
Cambodia	106.5	93.8	12.7	-	13.8	92.7	-	-	-
China	300.0	300.0	-	-	-	-	300.0	-	-
India	375.0	375.0	-	8.8	350.0	8.8	7.5	-	-
Maldives	20.0	20.0	-	-	-	-	-	-	20.0
Nepal	100.0	100.0	-	100.0	-	-	-	-	-
<b>Central Asia</b>	<b>82.2</b>	<b>82.2</b>	-	-	-	-	-	-	<b>82.2</b>
Uzbekistan	82.2	82.2	-	-	-	-	-	-	82.2
<b>Latin America</b>	<b>485.8</b>	<b>485.8</b>	-	<b>81.6</b>	-	<b>80.9</b>	-	-	<b>323.3</b>
Brazil	200.0	200.0	-	-	-	-	-	-	200.0
Ecuador	80.9	80.9	-	-	-	80.9	-	-	-
Mexico	123.3	123.3	-	-	-	-	-	-	123.3
Peru	81.6	81.6	-	81.6	-	-	-	-	-
<b>Total</b>	<b>9 326.7</b>	<b>8 168.3</b>	<b>1 158.4</b>	<b>442.8</b>	<b>1 928.1</b>	<b>1 680.4</b>	<b>993.7</b>	<b>758.5</b>	<b>3 523.2</b>

(\*) Includes financial services (equity investments in fund agency agreements).

## SECTION II

**Table H FINANCING PROVIDED OUTSIDE THE EUROPEAN UNION FROM 2016 TO 2020**  
**Breakdown by country and sector**

(€ million)

	Resources			Sector					
	Total	Own	Third party	Energy	Transport, telecommunications	Water, sewerage, solid waste, urban development	Industry, services (*), agriculture	Education, health	Credit lines
<b>EFTA</b>	<b>1 030.2</b>	<b>1 030.2</b>	-	<b>509.9</b>	<b>117.6</b>	<b>7.7</b>	<b>115.1</b>	-	<b>280.0</b>
Iceland	366.8	366.8	-	195.0	103.5	-	68.3	-	-
Norway	587.8	587.8	-	312.1	9.3	5.3	1.2	-	260.0
Switzerland	75.6	75.6	-	2.8	4.8	2.4	45.6	-	20.0
<b>Former Member State</b>	<b>10 193.1</b>	<b>10 141.3</b>	<b>51.8</b>	<b>3 369.6</b>	<b>1 208.4</b>	<b>3 835.1</b>	<b>253.0</b>	<b>745.0</b>	<b>782.0</b>
United Kingdom	10 193.1	10 141.3	51.8	3 369.6	1 208.4	3 835.1	253.0	745.0	782.0
<b>Candidate countries</b>	<b>5 500.5</b>	<b>5 272.5</b>	<b>228.0</b>	<b>580.7</b>	<b>1 117.7</b>	<b>305.9</b>	<b>76.0</b>	<b>453.0</b>	<b>2 967.3</b>
Albania	130.4	128.0	2.4	105.0	-	10.4	-	-	15.0
Montenegro	547.5	524.4	23.1	-	120.9	28.6	-	18.0	380.0
North Macedonia	238.0	228.0	10.0	-	35.0	78.0	-	-	125.0
Serbia	1 346.7	1 221.1	125.6	-	491.7	107.0	26.0	115.0	607.0
Turkey	3 237.9	3 171.0	66.9	475.7	470.0	81.9	50.0	320.0	1 840.3
<b>Potential candidate countries</b>	<b>1 109.7</b>	<b>1 047.0</b>	<b>62.7</b>	-	<b>869.7</b>	<b>60.0</b>	-	<b>15.0</b>	<b>165.0</b>
Bosnia and Herzegovina	1 018.7	956.0	62.7	-	789.7	49.0	-	15.0	165.0
Kosovo <sup>(1)</sup>	91.0	91.0	-	-	80.0	11.0	-	-	-
<b>Eastern Europe, Sth. Caucasus, Russia</b>	<b>5 512.4</b>	<b>5 432.8</b>	<b>79.6</b>	<b>426.9</b>	<b>2 482.3</b>	<b>981.8</b>	<b>595.1</b>	<b>9.0</b>	<b>1 017.4</b>
Armenia	176.4	159.2	17.3	-	61.8	2.0	12.0	-	100.6
Azerbaijan	20.0	20.0	-	-	-	-	-	-	20.0
Belarus	550.0	550.0	-	62.6	110.0	177.4	-	-	200.0
Georgia	1 351.3	1 346.4	4.9	3.5	799.5	196.5	125.0	-	226.8
Moldova, Republic of	240.9	236.0	4.9	121.0	50.0	25.0	10.0	-	34.9
Regional - Eastern Europe, Sth. Caucasus, Russia	15.0	15.0	-	15.0	-	-	-	-	-
Ukraine	3 158.8	3 106.2	52.6	224.7	1 461.0	580.9	448.1	9.0	435.0
<b>Mediterranean countries</b>	<b>11 379.8</b>	<b>11 183.6</b>	<b>196.2</b>	<b>837.6</b>	<b>2 028.1</b>	<b>1 543.6</b>	<b>524.2</b>	<b>411.9</b>	<b>6 034.4</b>
Egypt	5 717.7	5 647.4	70.2	130.3	1 225.0	521.1	42.7	-	3 798.5
Israel	266.1	266.1	-	-	-	150.0	116.1	-	-
Jordan	773.0	728.6	44.4	59.4	-	383.0	-	48.5	282.1
Lebanon	1 212.0	1 193.7	18.3	27.4	151.1	212.8	22.1	-	798.6
Morocco	2 066.1	2 020.5	45.6	548.1	180.0	81.5	190.0	263.5	803.0
Palestine	177.4	177.4	-	15.9	-	-	-	-	161.5
Regional - Mediterranean	220.7	220.7	-	-	-	-	108.6	100.0	12.1
Regional - North Africa	10.0	10.0	-	10.0	-	-	-	-	-
Tunisia	936.8	919.1	17.7	46.5	472.0	195.2	44.6	-	178.5
<b>ACP States</b>	<b>7 286.5</b>	<b>3 399.0</b>	<b>3 887.6</b>	<b>1 399.1</b>	<b>1 032.0</b>	<b>1 400.8</b>	<b>1 302.9</b>	<b>361.3</b>	<b>1 790.5</b>
Angola	100.0	100.0	-	-	-	100.0	-	-	-
Barbados	9.8	9.8	-	-	-	9.8	-	-	-
Belize	7.8	7.8	-	-	-	-	-	-	7.8
Benin	137.0	125.0	12.0	-	-	80.0	15.0	30.0	12.0
Burkina Faso	37.0	34.0	3.0	-	-	19.0	15.0	-	3.0
Cameroon	77.3	11.4	66.0	50.0	1.0	-	11.4	-	15.0
Cape Verde	22.0	22.0	-	0.5	21.5	-	-	-	-
Chad	25.0	15.0	10.0	-	-	-	15.0	-	10.0
Congo	15.0	-	15.0	-	-	-	-	-	15.0
Congo (Democratic Republic)	24.0	-	24.0	-	24.0	-	-	-	-
Côte d'Ivoire	50.2	35.0	15.2	-	-	35.0	7.5	-	7.6
Dominican Republic	160.8	134.1	26.8	89.5	33.3	22.2	-	5.0	10.8
Ethiopia	116.5	-	116.5	4.0	4.0	-	8.4	-	100.0
Fiji	64.4	64.4	-	-	-	64.4	-	-	-
Gambia	77.8	65.0	12.8	77.8	-	-	-	-	-
Ghana	211.8	182.5	29.3	12.5	-	-	14.3	-	185.0
Guinea	157.4	130.0	27.4	157.4	-	-	-	-	-
Haiti	12.0	12.0	-	-	-	-	-	-	12.0
Kenya	399.4	217.0	182.4	193.4	85.0	71.0	-	-	50.0
Kingdom of Eswatini	46.4	36.4	10.0	-	-	36.4	-	-	10.0
Lesotho	82.0	82.0	-	-	-	82.0	-	-	-
Liberia	20.0	20.0	-	-	20.0	-	-	-	-
Madagascar	384.5	243.6	140.9	30.6	292.7	61.2	-	-	-
Malawi	217.5	166.4	51.1	3.6	95.5	70.9	30.0	-	17.5
Mali	95.0	45.0	50.0	45.0	-	50.0	-	-	-

(\*) Includes financial services (equity investments in fund agency agreements).

(1) Kosovo under United Nations Security Council Resolution 1244 (1999).

## SECTION II

**Table H FINANCING PROVIDED OUTSIDE THE EUROPEAN UNION FROM 2016 TO 2020** (continued)  
**Breakdown by country and sector**

(€ million)

	Resources			Sector					
	Total	Own	Third party	Energy	Transport, telecommunications	Water, sewerage, solid waste, urban development	Industry, services (*), agriculture	Education, health	Credit lines
Mauritania	75.0	25.0	50.0	-	75.0	-	-	-	-
Mauritius	33.3	-	33.3	-	-	-	33.3	-	-
Micronesia, Federated States of	4.4	-	4.4	-	-	-	-	-	4.4
Mozambique	105.4	100.0	5.4	5.4	-	100.0	-	-	-
Namibia	16.9	-	16.9	-	-	16.9	-	-	-
Niger	197.4	131.4	66.0	61.0	-	105.0	11.4	15.0	5.0
Nigeria	677.9	175.0	502.9	-	-	175.0	382.9	-	120.0
Regional - ACP	397.3	39.9	357.4	37.0	-	-	95.0	-	265.2
Regional - Africa	1 425.4	318.1	1 107.2	321.5	16.5	6.6	410.5	311.3	359.0
Regional - Caribbean	137.8	3.8	134.0	42.3	6.0	43.2	32.3	-	14.0
Regional - Central Africa	95.2	2.5	92.8	-	-	-	2.5	-	92.8
Regional - East Africa	399.7	7.4	392.3	9.1	-	-	33.7	-	356.9
Regional - Pacific	0.3	-	0.3	-	-	-	-	-	0.3
Regional - Southern Africa	44.9	21.4	23.5	6.6	-	-	22.3	-	16.0
Regional - West Africa	148.4	20.5	127.9	38.7	-	-	98.4	-	11.3
Rwanda	125.0	125.0	-	80.0	-	45.0	-	-	-
Saint Lucia	5.0	-	5.0	-	-	-	-	-	5.0
São Tomé and Príncipe	24.5	24.5	-	12.0	12.5	-	-	-	-
Senegal	473.0	410.0	63.0	100.3	145.0	100.0	52.7	-	75.0
Seychelles	27.5	12.5	15.0	-	17.5	-	-	-	10.0
Togo	11.4	11.4	-	-	-	-	11.4	-	-
Uganda	10.6	-	10.6	10.6	-	-	-	-	-
Zambia	299.9	212.5	87.4	10.1	182.5	107.3	-	-	-
<b>OCT</b>	<b>116.6</b>	<b>64.2</b>	<b>52.4</b>	<b>-</b>	<b>44.2</b>	<b>-</b>	<b>-</b>	<b>-</b>	<b>72.4</b>
French Polynesia	8.4	-	8.4	-	-	-	-	-	8.4
New Caledonia	64.0	20.0	44.0	-	-	-	-	-	64.0
Sint Maarten	44.2	44.2	-	-	44.2	-	-	-	-
<b>South Africa</b>	<b>327.9</b>	<b>327.9</b>	<b>-</b>	<b>-</b>	<b>-</b>	<b>-</b>	<b>15.9</b>	<b>-</b>	<b>312.0</b>
South Africa	327.9	327.9	-	-	-	-	15.9	-	312.0
<b>Asia (excl. Central Asia)</b>	<b>4 433.7</b>	<b>4 411.0</b>	<b>22.7</b>	<b>983.1</b>	<b>2 378.3</b>	<b>373.6</b>	<b>678.8</b>	<b>-</b>	<b>20.0</b>
Bangladesh	150.0	150.0	-	-	110.0	40.0	-	-	-
Cambodia	246.7	234.0	12.7	-	65.3	181.5	-	-	-
China	1 200.0	1 200.0	-	250.0	260.0	90.0	600.0	-	-
India	2 314.2	2 314.2	-	541.3	1 750.0	12.1	10.8	-	-
Lao People's Democratic Rep.	125.0	120.0	5.0	-	125.0	-	-	-	-
Maldives	65.0	65.0	-	45.0	-	-	-	-	20.0
Mongolia	39.7	39.7	-	39.7	-	-	-	-	-
Nepal	100.0	100.0	-	100.0	-	-	-	-	-
Regional - Asia	75.0	70.0	5.0	7.1	-	-	67.9	-	-
Sri Lanka	50.0	50.0	-	-	-	50.0	-	-	-
Vietnam	68.0	68.0	-	-	68.0	-	-	-	-
<b>Central Asia</b>	<b>481.3</b>	<b>481.3</b>	<b>-</b>	<b>30.0</b>	<b>-</b>	<b>120.0</b>	<b>22.0</b>	<b>-</b>	<b>309.3</b>
Kazakhstan	127.1	127.1	-	-	-	-	-	-	127.1
Kyrgyzstan	42.0	42.0	-	-	-	20.0	22.0	-	-
Tajikistan	30.0	30.0	-	30.0	-	-	-	-	-
Uzbekistan	282.2	282.2	-	-	-	100.0	-	-	182.2
<b>Latin America</b>	<b>3 111.6</b>	<b>3 092.4</b>	<b>19.2</b>	<b>1 211.8</b>	<b>315.2</b>	<b>605.3</b>	<b>332.1</b>	<b>81.3</b>	<b>565.9</b>
Argentina	266.6	258.6	8.0	-	91.3	114.7	-	-	60.6
Bolivia	132.2	132.2	-	-	-	55.5	76.7	-	-
Brazil	1 125.8	1 125.8	-	746.4	10.4	169.0	-	-	200.0
Colombia	183.7	183.7	-	-	48.5	-	-	-	135.2
Ecuador	365.6	354.4	11.2	-	41.0	80.9	162.4	81.3	-
Mexico	282.8	282.8	-	159.4	-	-	-	-	123.3
Nicaragua	137.1	137.1	-	-	124.0	13.2	-	-	-
Panama	131.1	131.1	-	-	-	131.1	-	-	-
Paraguay	109.7	109.7	-	79.7	-	-	-	-	30.0
Peru	208.4	208.4	-	208.4	-	-	-	-	-
Regional - Latin America	168.7	168.7	-	17.9	-	40.9	93.0	-	16.8
<b>Total</b>	<b>50 483.4</b>	<b>45 883.2</b>	<b>4 600.3</b>	<b>9 348.6</b>	<b>11 593.3</b>	<b>9 233.7</b>	<b>3 915.2</b>	<b>2 076.5</b>	<b>14 316.1</b>

(\*) Includes financial services (equity investments in fund agency agreements).

## SECTION III

**Table I** MEDIUM AND LONG-TERM BORROWINGS RAISED IN 2020 (BEFORE SWAPS)

Month of issue	Subscription currency	Characteristics (*)	Life (years)	Coupon (%)/Structure	Amount (million)	
					Currency	€
PUBLIC BORROWING OPERATIONS						
<b>January</b>						
	AUD	1	5.74	2.900000	400	248
	AUD	1	8.01	3.300000	150	93
	CAD	1	5.01	1.900000	500	345
	CNY	1	3.00	2.640000	1 000	129
	DKK	1	11.82	0.000000	1 500	201
	EUR	1	6.32	0.375000	250	250
	EUR	1	4.65	0.875000	250	250
	EUR	2	3.74	0.000000	1 000	1 000
	EUR	2	10.01	0.050000	5 000	5 000
	EUR	1	3.00	FRN	1 000	1 000
	GBP	1	4.81	0.750000	200	233
	GBP	1	3.50	0.750000	1 000	1 172
	GBP	1	7.48	0.750000	750	889
	GBP	1	5.01	FRN	1 000	1 177
	MXN	1	3.04	5.500000	550	26
	MXN	1	3.02	5.500000	550	26
	NOK	1	2.28	1.500000	250	25
	NOK	1	4.02	1.500000	500	51
	NOK	1	3.99	1.500000	500	50
	NOK	1	5.16	1.750000	3 500	356
	PLN	1	4.30	3.000000	500	117
	SEK	1	3.00	0.125000	3 000	285
	SEK	1	13.85	0.750000	400	38
	SEK	1	5.03	0.875000	1 200	114
	USD	1	5.17	1.625000	4 000	3 591
	USD	1	15.01	2.400000	300	272
	USD	1	2.00	synthetic	21	19
	USD	1	3.00	FRN	1 000	902
	ZAR	1	10.01	7.250000	500	31
	ZAR	1	7.29	8.000000	500	31
	ZAR	1	4.66	8.500000	500	31
<b>February</b>						
	DKK	1	5.01	FRN	400	54
	EUR	1	9.59	0.250000	250	250
	EUR	2	5.10	0.000000	3 000	3 000
	GBP	1	6.09	FRN	500	588
	MXN	1	2.95	5.500000	250	12
	MXN	1	2.93	5.500000	250	12
	MXN	1	2.91	5.500000	1 500	75
	MXN	1	2.91	5.500000	350	17
	MXN	1	2.89	5.500000	250	12
	MXN	1	1.90	7.625000	500	25
	NOK	1	2.25	1.500000	250	24
	NOK	1	3.96	1.500000	250	24
	RUB	1	1.97	6.750000	1 000	14
	USD	1	7.01	2.010000	105	95
	USD	1	3.26	1.375000	3 000	2 718
	USD	1	4.00	FRN	1 000	911
	ZAR	1	7.22	8.000000	500	30
<b>March</b>						
	EUR	1	22.62	1.000000	250	250
	EUR	2	3.15	0.000000	3 000	3 000
	SEK	1	3.08	0.275000	3 000	271

(\*) Characteristics: (1) Operations launched under medium-term note or debt issuance programmes. (2) Euro Area Reference Notes (3) other

## SECTION III

**Table I** MEDIUM AND LONG-TERM BORROWINGS RAISED IN 2020 (BEFORE SWAPS) (continued)

Month of issue	Subscription currency	Characteristics (*)	Life (years)	Coupon (%)/Structure	Amount (million)		
					Currency	€	
PUBLIC BORROWING OPERATIONS (continued)							
<b>April</b>							
	EUR	1	8.09	0.000000	1 000	1 000	
	EUR	1	22.55	1.000000	500	500	
	EUR	1	16.41	1.125000	250	250	
	EUR	2	3.04	0.000000	1 000	1 000	
	EUR	2	7.12	0.000000	5 000	5 000	
	GBP	1	3.22	0.750000	750	861	
	NOK	1	3.00	0.625000	1 500	131	
	NOK	1	3.00	0.625000	500	44	
	SEK	1	2.70	0.125000	2 000	187	
	SEK	1	2.01	0.125000	5 000	457	
	TRY	1	2.00	12.000000	500	66	
	USD	1	5.26	0.625000	3 000	2 767	
	ZAR	1	9.78	7.250000	500	25	
<b>May</b>							
	AUD	1	10.01	1.400000	350	210	
	EUR	1	10.81	1.000000	250	250	
	EUR	1	16.35	1.125000	300	300	
	EUR	1	12.47	1.125000	500	500	
	NOK	1	4.79	1.750000	500	45	
	PLN	1	6.22	2.750000	500	113	
	PLN	1	3.96	3.000000	1 000	226	
	USD	1	5.00	synthetic	38	34	
	USD	1	10.00	0.875000	1 000	919	
<b>June</b>							
	EUR	1	20.01	0.250000	1 000	1 000	
	EUR	1	20.01	0.725000	100	100	
	EUR	1	15.39	0.010000	1 000	1 000	
	GBP	1	4.42	0.750000	400	449	
	MXN	1	4.00	4.250000	1 000	39	
	PLN	1	4.64	FRN	1 000	224	
	USD	1	3.27	0.250000	5 000	4 470	
<b>July</b>							
	CNY	1	2.50	2.640000	98	12	
	EUR	1	15.28	0.010000	300	300	
	PLN	1	6.06	2.750000	750	171	
	PLN	1	3.84	3.000000	750	167	
	RUB	1	4.00	3.750000	1 500	19	
	ZAR	1	10.01	6.750000	170	9	
<b>August</b>							
	EUR	2	10.03	0.000000	3 000	3 000	
	GBP	1	5.00	FRN	1 000	1 121	
	ZAR	1	9.45	7.250000	500	24	
	ZAR	1	6.69	8.000000	500	24	
	ZAR	1	15.01	fixed-capitalized	310	15	
<b>September</b>							
	CAD	1	3.83	1.750000	600	385	
	EUR	1	7.63	0.000000	250	250	
	EUR	1	30.02	1.100000	20	20	
	EUR	1	16.03	1.125000	400	400	
	EUR	1	15.11	0.010000	500	500	
	GBP	1	4.49	1.375000	750	843	
	HKD	1	2.00	0.286000	100	11	
	HKD	1	2.00	0.320000	300	33	

(\*) Characteristics: (1) Operations launched under medium-term note or debt issuance programmes. (2) Euro Area Reference Notes (3) other



## SECTION III

**Table I** MEDIUM AND LONG-TERM BORROWINGS RAISED IN 2020 (BEFORE SWAPS) (continued)

Month of issue	Subscription currency	Characteristics (*)	Life (years)	Coupon (%)/Structure	Amount (million)		
					Currency	€	
PUBLIC BORROWING OPERATIONS (continued)							
<b>September</b>							
	MXN	1	2.35	5.500000	250	10	
	PLN	1	9.17	3.000000	250	56	
	SEK	1	10.01	0.375000	1 600	154	
	SEK	1	9.98	0.375000	450	43	
	SEK	1	9.97	0.375000	950	92	
	USD	1	5.25	0.375000	4 000	3 385	
	USD	1	10.01	0.750000	1 500	1 266	
	USD	1	3.43	FRN	500	430	
	ZAR	1	7.00	5.800000	170	9	
	ZAR	1	7.00	5.935000	170	9	
	ZAR	1	7.00	6.100000	170	9	
	ZAR	1	12.01	6.500000	750	39	
	ZAR	1	9.30	7.250000	250	13	
<b>October</b>							
	EUR	1	30.02	0.770000	50	50	
	EUR	1	40.03	0.817500	30	30	
	EUR	1	22.10	1.000000	500	500	
	EUR	1	5.00	synthetic	30	30	
	EUR	2	7.40	0.000000	3 000	3 000	
	MXN	1	2.25	5.500000	250	10	
	MXN	1	2.79	7.500000	350	14	
	NOK	3	5.00	FRN	3 000	274	
	PLN	1	5.87	2.750000	400	89	
	PLN	1	5.83	2.750000	1 500	329	
	PLN	1	9.13	3.000000	350	78	
	USD	1	4.28	synthetic	14	12	
	USD	1	2.17	synthetic	35	30	
	USD	1	7.00	0.625000	1 000	850	
	ZAR	1	9.24	7.250000	250	13	
<b>November</b>							
	PLN	1	5.75	2.750000	1 000	223	
	<b>128</b>	<b>operations</b>				<b>69 853</b>	
PRIVATE BORROWING OPERATIONS							
<b>October</b>							
	EUR	1	30.02	0.794000	30	30	
<b>March</b>							
	JPY	1	3.00	synthetic	453	4	
	JPY	1	3.00	synthetic	1 518	13	
	MXN	1	3.00	5.180000	41	2	
<b>June</b>							
	GBP	1	4.00	0.270000	50	56	
<b>October</b>							
	JPY	1	3.00	synthetic	405	3	
	JPY	1	3.00	synthetic	491	4	
	<b>7</b>	<b>operations</b>				<b>112</b>	
<b>TOTAL</b>	<b>135</b>	<b>operations</b>				<b>69 964 (**)</b>	

(\*) Characteristics: (1) Operations launched under medium-term note or debt issuance programmes. (2) Euro Area Reference Notes (3) other

(\*\*) In establishing statistics on its borrowing operations, the EIB uses the foreign exchange rates valid when the operation is launched.

## SECTION III

**Table J BORROWINGS RAISED FROM 2016 TO 2020 (BEFORE SWAPS)**

(Amounts in € million)

	2016		2017		2018		2019		2020	
	Amount	%	Amount	%	Amount	%	Amount	%	Amount	%
<b>European Union</b>										
CZK	-	0.0	-	0.0	36	0.1	-	0.0	-	0.0
DKK	-	0.0	-	0.0	-	0.0	402	0.8	254	0.4
EUR	28 950	43.6	25 800	45.7	25 700	42.9	22 700	45.1	32 980	47.1
GBP	7 720	11.6	3 973	7.0	5 108	8.5	6 176	12.3	7 389	10.6
HUF	96	0.1	-	0.0	-	0.0	-	0.0	-	0.0
PLN	661	1.0	1 203	2.1	1 581	2.6	1 342	2.7	1 793	2.6
RON	-	0.0	-	0.0	39	0.1	-	0.0	-	0.0
SEK	822	1.2	1 006	1.8	878	1.5	631	1.3	1 641	2.3
<b>Total</b>	<b>38 249</b>	<b>57.6</b>	<b>31 983</b>	<b>56.7</b>	<b>33 342</b>	<b>55.6</b>	<b>31 251</b>	<b>62.1</b>	<b>44 057</b>	<b>63.0</b>
<b>Outside the European Union</b>										
AUD	598	0.9	1 100	1.9	1 369	2.3	1 127	2.2	551	0.8
CAD	343	0.5	-	0.0	1 929	3.2	892	1.8	730	1.0
CNY	-	0.0	-	0.0	64	0.1	167	0.3	141	0.2
HKD	-	0.0	-	0.0	95	0.2	-	0.0	44	0.1
JPY	26	0.0	12	0.0	4	0.0	-	0.0	-	0.0
MXN	339	0.5	762	1.3	570	1.0	94	0.2	280	0.4
NOK	978	1.5	752	1.3	572	1.0	1 944	3.9	1 025	1.5
NZD	-	0.0	-	0.0	119	0.2	-	0.0	-	0.0
RUB	-	0.0	153	0.3	54	0.1	34	0.1	33	0.0
TRY	507	0.8	1 855	3.3	786	1.3	-	0.0	66	0.1
USD	24 277	36.5	18 329	32.5	20 363	34.0	13 849	27.5	22 577	32.3
ZAR	659	1.0	539	1.0	143	0.2	621	1.2	312	0.4
<i>Synthetic format:</i>										
ARS	-	0.0	-	0.0	50	0.1	21	0.0	-	0.0
BRL	200	0.3	596	1.1	416	0.7	169	0.3	102	0.1
EGP	-	0.0	-	0.0	-	0.0	32	0.1	19	0.0
IDR	229	0.3	256	0.5	83	0.1	130	0.3	12	0.0
INR	40	0.1	98	0.2	-	0.0	-	0.0	17	0.0
<b>Total</b>	<b>28 196</b>	<b>42.4</b>	<b>24 453</b>	<b>43.3</b>	<b>26 616</b>	<b>44.4</b>	<b>19 081</b>	<b>37.9</b>	<b>25 907</b>	<b>37.0</b>
<b>GRAND TOTAL</b>	<b>66 445 (*)</b>	<b>100.0</b>	<b>56 435 (*)</b>	<b>100.0</b>	<b>59 957 (*)</b>	<b>100.0</b>	<b>50 332 (*)</b>	<b>100.0</b>	<b>69 964 (*)</b>	<b>100.0</b>
of which: fixed	63 678	95.8	53 003	93.9	53 821	89.8	44 376	88.2	63 168	90.3
of which: floating	2 767	4.2	3 432	6.1	6 136	10.2	5 956	11.8	6 796	9.7
<b>Medium and long-term operations</b>										
- Public borrowing operations	65 651	98.8	56 423	100.0	59 835	99.8	49 182	97.7	69 853	99.8
- Private borrowing operations	794	1.2	12	0.0	122	0.2	1 150	2.3	112	0.2

## SECTION III

**Table K** **BORROWINGS RAISED (BEFORE SWAPS) IN 2020 UNDER MEDIUM-TERM NOTE OR DEBT ISSUANCE PROGRAMMES (EXCLUDING EURO AREA REFERENCE NOTES AND STAND-ALONE ISSUES)***(Amounts in € million)*

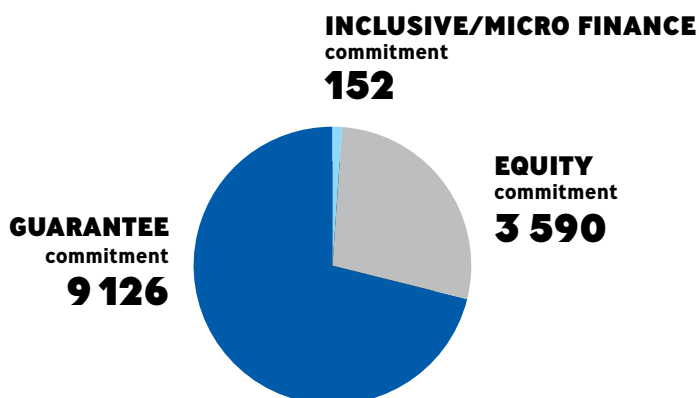
		Currency	€	Number of transactions
<b>Total European Union</b>				
	DKK	1 900	254	2
	EUR	9 010	9 010	24
	PLN	8 000	1 793	11
	SEK	17 600	1 641	9
<b>Total outside the European Union</b>				
	AUD	900	551	3
	CAD	1 100	730	2
	CNY	1 098	141	2
	GBP	6 400	7 389	10
	HKD	400	44	2
	JPY	2 868	24	4
	MXN	6 091	280	13
	NOK	7 750	751	9
	RUB	2 500	33	2
	TRY	500	66	1
	USD	25 512	22 671	17
	ZAR	5 740	312	15
<b>Total</b>			<b>45 690</b>	<b>126</b>

# EUROPEAN INVESTMENT FUND

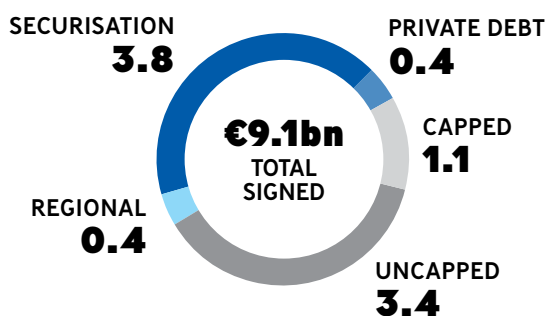
## HIGHLIGHTS 2020

EIF 2020 volumes by product (€ million)

**€12.9bn**  
signed transactions

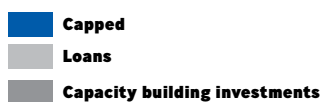


Equity signatures in €bn (as at 31.12.2020)



Guarantee signatures in €bn (as at 31.12.2020)

Inclusive finance signatures in €m (as at 31.12.2020)



# EIF EQUITY SIGNATURES (as at December 2020)

EIF OVERVIEW 2020	DEAL NAME	RESOURCE(S)	GEOGRAPHIC FOCUS	TOTAL (€ million)
Private Debt	Resilience Partners Fund II	EFSI - SMEW, OWN FUNDS	Multi-Country	27.5
	Beechbrook Private Debt Fund IV Senior	OWN FUNDS, MDD 2, RCR	Multi-Country	30.0
	Equita Private Debt Fund II	EFSI - SMEW, OWN FUNDS	Multi-Country	30.0
	CAPZA 5 Flexequity, S.L.P.	AMUF - GC, OWN FUNDS, RCR	Multi-Country	60.0
	ActoMezz IV	AMUF - GC, OWN FUNDS, RCR	Multi-Country	60.0
	Croatian Mezzanine Debt Fund	EFSI - SMEW, OWN FUNDS, NPI SM - HBOR	Croatia	21.0
	Oquendo IV- SCA-SICAV RAIF	EFSI - SMEW, OWN FUNDS	Multi-Country	50.0
	Beechbrook Private Debt Fund IV Junior	OWN FUNDS, MDD 2, RCR	Multi-Country	30.0
	Harbert/Claret European Growth Capital Fund III	OWN FUNDS, MDD 2, RCR	Multi-Country	60.0
	MML Growth Capital Partners Ireland Fund II LP	OWN FUNDS, RCR	Multi-Country	40.0
	Dutch Mezzanine Fund III	EFSI - SMEW, OWN FUNDS	Multi-Country	40.0
	Nest Capital Fund III Ky	OWN FUNDS, RCR	Multi-Country	40.0
	Private Equity	Vallis Sustainable Investments II	NPI SM - IFD ( Portugal Growth)	Multi-Country
Polaris Private Equity V		OWN FUNDS, RCR	Multi-Country	20.0
Abenex VI		OWN FUNDS, RCR	France	20.0
Genesis Growth Equity Fund I		EFSI - SMEW, OWN FUNDS	Multi-Country	3.8
FSN Capital VI L.P.		AMUF - GC, OWN FUNDS, RCR	Multi-Country	75.0
HCapital II FCR		COSME-EFG, OWN FUNDS, NPI SM - IFD ( Portugal Growth)	Multi-Country	25.0
Taste of Italy 2		EFSI - SMEW, OWN FUNDS, RCR	Multi-Country	35.0
ASEF SCSp		EFSI - SMEW, OWN FUNDS, NPI SM - HBOR	Multi-Country	25.0
Beyond Capital Partners Fund II GmbH & Co. KG		COSME-EFG, OWN FUNDS, RCR	Multi-Country	30.0
Espiga Equity Fund II		COSME-EFG, OWN FUNDS, RCR	Spain	30.0
MVI Fund II AB		OWN FUNDS, RCR	Multi-Country	30.3
Avallon MBO Fund III SCA SICAV-RAIF		AMUF - GC, EFSI - SMEW, OWN FUNDS	Multi-Country	30.0
CMF-Cipio Partners		German CMF	Germany	10.3
Axcel VI K/S 2		AMUF - GC	Multi-Country	20.0
TiLT Capital Fund 1		EFSI - SMEW, OWN FUNDS, RCR	Multi-Country	40.0
Middle Market Fund VI		OWN FUNDS, RCR	Multi-Country	30.0
Verdane Edda II (E) AB		OWN FUNDS, RCR	Multi-Country	40.0
MAGNUM CAPITAL III SCA SICAV-RAIF		OWN FUNDS, RCR	Multi-Country	40.0
Evoco TSE III		OWN FUNDS, RCR	Multi-Country	40.0
Prosperus Growth Fund		EFSI - SMEW, OWN FUNDS, NPI SM - HBOR	Multi-Country	25.0
Xenon Small Cap SCA SICAV RAIF		OWN FUNDS, RCR	Italy	25.0
Patrimonium Private Equity Fund SCSp		EFSI - SMEW, OWN FUNDS	Multi-Country	40.0
Aksia Capital V		OWN FUNDS, RCR	Italy	30.0
Sandberg Investment Fund II SCSp		CEFoF, COSME-EFG, OWN FUNDS	Multi-Country	30.0
Bluegem III SCSp		OWN FUNDS, RCR	Multi-Country	30.0
Melior Equity Partners II SCSp		EFSI - SMEW, OWN FUNDS	Ireland	30.0
Development Capital Fund II		EFSI - SMEW, OWN FUNDS	Ireland	30.0
Yotta Smart Industry		OWN FUNDS, RCR	Multi-Country	30.0
Kurma Diagnostics II FPCI		IFE	Multi-Country	20.0
Trilantic Europe VI		OWN FUNDS, RCR	Multi-Country	40.0
eEquity IV AB		ESCALAR	Multi-Country	37.1
Sarmis Capital Partners Fund I SCSp		COSME-EFG, OWN FUNDS, JER-002 ROMANIA	Multi-Country	30.0
ABAC SUSTAINABLE VALUE II FCR		EFSI - SMEW, OWN FUNDS	Multi-Country	40.0
Crest II FCR		OWN FUNDS, NPI SM - IFD ( Portugal Growth), RCR	Portugal	20.0
Argos Wityu Mid-Market VIII		OWN FUNDS, RCR	Multi-Country	60.0
T2 Energy Transition Fund FPCI		OWN FUNDS, RCR	Multi-Country	40.0
Ergon Capital Partners V SCSp		AMUF - GC, OWN FUNDS, RCR	Multi-Country	44.0
BlackPeak Southeast Europe Growth Equity Fund SCSp		COSME-EFG, OWN FUNDS, JER-009 BULGARIA	Multi-Country	32.0
Blue Sea Capital Fund II SCSp		EFSI - SMEW, OWN FUNDS	Multi-Country	25.0
Alcedo V		AMUF - GC, OWN FUNDS, RCR	Italy	60.0
KS Livonia Partners Fund II AIF		BIF 2	Multi-Country	20.0

# EIF EQUITY SIGNATURES (as at December 2020) (continued)

EIF OVERVIEW 2020	DEAL NAME	RESOURCE(S)	GEOGRAPHIC FOCUS	TOTAL (€ million)
Venture Capital	Creas Impacto F.E.S.E., S.A.	EFSI - SMEW, OWN FUNDS	Spain	5.0
	Atomico V SCSp	OWN FUNDS, RCR	Multi-Country	20.2
	F2 Capital Partners 2	IFE	Israel	2.3
	Co-investment with Epidarex II - Mironid - Caldan	IFE, NPI SM – SE	United Kingdom	0.2
	Cherry Ventures Opportunities II GmbH & Co. KG	EFSI - SMEW, OWN FUNDS, ERP in ERP-EIF Growth	Germany	20.0
	Alliance Venture Delta Fund AB	IFE	Multi-Country	13.4
	EAF-Denmark Rasmussen	EAF - Denmark	Denmark	1.6
	GP Bullhound Fund V SCSp	EFSI - SMEW, OWN FUNDS, LFF – VC FoF, RCR	Multi-Country	50.0
	Finch Capital Fund III Cooperatief UA	OWN FUNDS, IFE, RCR	Multi-Country	20.0
	CMF-FTTF	German CMF	Germany	4.5
	henQ 4 Fund Cooperatief U.A.	DFE, OWN FUNDS, IFE, RCR	Multi-Country	30.0
	EAF-Netherlands Samsom	EAF - Netherlands	Netherlands	1.0
	BioDiscovery 6 FPCI	AMUF - LS, OWN FUNDS, ERP in ERP-EIF FoF VC, LfA in LfA-EIF 2, RCR	Multi-Country	50.5
	CMF-Munich Venture Partners	German CMF	Germany	9.0
	Co-investment with Prime Ventures IV - Pagantis	LFF – Co-Inv	Multi-Country	1.0
	Almaz Capital Fund III SCSp	EFSI - SMEW, OWN FUNDS, IFE	Multi-Country	35.8
	Speedinvest III EuVECA GmbH & Co. KG	ERP in ERP-EIF FoF VC, IFE, LfA in LfA-EIF 2	Multi-Country	25.0
	TEV Ventures Vintage III GmbH & Co. KG	EFSI - SMEW, OWN FUNDS, ERP in ERP-EIF FoF VC	Multi-Country	40.0
	Abingworth Bioventures 8 LP	AMUF - LS	Multi-Country	14.4
	Co-investment I with OTB Fund Cooperatief U.A. - ICEYE Oy	#N/A	Multi-Country	0.0
	EAF-Spain II Horsey	EAF - Spain II	Spain	1.3
	Seaya Ventures III Fondo de Capital Riesgo, FCRE	EFSI - SMEW, OWN FUNDS	Multi-Country	25.0
	NVC Fund 1 AB	EFSI - SMEW, OWN FUNDS, IFE	Multi-Country	20.2
	Samaipata II Capital, FCR	OWN FUNDS, RCR	Multi-Country	20.0
	EAF-Finland Nilert	EAF - Finland	Multi-Country	1.0
	Open Ocean Fund 2020 Ky	OWN FUNDS, IFE, RCR	Multi-Country	40.0
	EAF-Germany Clemens	OWN FUNDS, ERP in ERP-EIF FoF VC, RCR	Multi-Country	1.0
	K FUND II FCRE	OWN FUNDS, RCR	Multi-Country	15.0
	LAUNCHHub Fund II Cooperatief U.A.	IFE, JER-009 BULGARIA	Multi-Country	20.0
	Co-investment with Innovation Industries Fund Cooperatief U.A. - Microsure	IFE, NPI SM - PNB, NPI SM – Invest NL	Netherlands	2.0
	Cooperatieve Gilde Healthcare V UA	AMUF - LS	Multi-Country	15.0
	42CAP III GmbH & Co. KG	ERP in ERP-EIF FoF VC, IFE, LfA in LfA-EIF 3	Multi-Country	20.0
	CMF-Earlybird Growth I	German CMF	Germany	60.5
	Enern Tech IV Sub-fund	EFSI - SMEW, OWN FUNDS, IFE	Multi-Country	20.0
	CMF-Enern	German CMF	Germany	1.3
	Forbion Growth Opportunities Fund I C.V.	OWN FUNDS, ERP in ERP-EIF FoF VC, RCR	Multi-Country	35.0
	Diffusion Capital Partners Fund II SCSp	TGIF	Turkey	10.0
	Northzone IX L.P.	AMUF - TVC, OWN FUNDS, RCR	Multi-Country	25.0
	Fly Ventures Fund II GmbH & Co. KG	ERP in ERP-EIF FoF VC, IFE	Multi-Country	15.0
	EAF-Germany Schumacher Tim	OWN FUNDS, ERP in ERP-EIF FoF VC, RCR	Multi-Country	5.0
	EAF-Germany Willenbacher	OWN FUNDS, ERP in ERP-EIF FoF VC, RCR	Multi-Country	5.0
	Kibo Ventures Fund III, FCRE	OWN FUNDS, RCR	Multi-Country	25.0
	Eutopia II	EFSI - SMEW, OWN FUNDS	Multi-Country	15.0
	EAF-Ireland Joy	EAF - Ireland	Ireland	2.0
	Good Harvest Ventures I SCSp	EFSI - SMEW, OWN FUNDS	Multi-Country	20.0
	Rubio Impact Fund II Cooperatie U.A.	DFE, EFSI - SMEW, OWN FUNDS	Multi-Country	30.0
	Blue Horizon Ventures I SCSP RAIF	EFSI - SMEW, OWN FUNDS	Multi-Country	25.0
HV Holtzbrinck Ventures Fund VIII GmbH & Co. geschlossene Investment KG	AMUF - TVC, OWN FUNDS, ERP in ERP-EIF FoF VC, LfA in LfA-EIF 3, RCR	Multi-Country	53.2	
UnternehmerTUM VC Fonds III GmbH & Co. KG	OWN FUNDS, ERP in ERP-EIF FoF VC, IFE, LfA in LfA-EIF 3, RCR	Multi-Country	35.0	

# EIF EQUITY SIGNATURES (as at December 2020) (continued)

EIF OVERVIEW 2020	DEAL NAME	RESOURCE(S)	GEOGRAPHIC FOCUS	TOTAL (€ million)
Venture Capital	CMF-Ananda Impact Ventures	German CMF	Germany	7.3
	MGG Angel Ventures Co-investment Fund	IFE	Multi-Country	12.5
	CMF-DN Capital	German CMF	Germany	17.8
	Dawn Capital IV SCSp	AMUF - TVC, OWN FUNDS, ERP in ERP-EIF FoF VC, IFE, RCR	Multi-Country	48.1
	EAF-Europe Reinhart	EAF - Europe	Multi-Country	2.0
	Co-investment with BioGeneration Capital Fund III - catalYm	EIB-EIF Co-investment (IIW)	Germany	5.4
	CMF-HV Holtzbrinck Ventures	German CMF	Germany	151.0
	Co-investment with Paladin European Cyber Fund - Cyberhedge (EUR)	LFF – Co-Inv	Multi-Country	0.3
	V-Bio Ventures Fund 2	IFE	Multi-Country	30.0
	CMF-Epidarex	German CMF	Germany	1.4
	Eir Ventures I AB	IFE	Multi-Country	20.0
	EAF-Finland Omar	EAF - Finland	Multi-Country	1.0
	DN Capital - Global Venture Capital V SCSp	AMUF - TVC, OWN FUNDS, ERP in ERP-EIF FoF VC, IFE, RCR	Multi-Country	45.0
	Co-investment with Forbion Capital Fund III - catalYm	EIB-EIF Co-investment (IIW)	Germany	9.3
	CMF-Vesalius Biocapital	German CMF	Germany	11.0
	Heartcore Capital Progression Fund Beta K/S	EFSI - SMEW, OWN FUNDS, ERP in ERP-EIF Growth	Multi-Country	20.1
	Marathon Venture Capital Mutual Fund II	IFE	Multi-Country	15.0
	EAF-Spain II De Jong	EAF - Spain II	Multi-Country	2.0
	Nauta Tech Invest V, FCR	ERP in ERP-EIF FoF VC, IFE, LfA in LfA-EIF 3	Multi-Country	17.5
	EAF-Denmark Ibsen	EAF - Denmark	Denmark	2.0
	Co-investment II with OTB Fund Cooperatief U.A. - ICEYE Oy	IFE	Multi-Country	18.4
	CMF-BonVenture	German CMF	Germany	4.9
	SHIFT Invest III Cooperatief U.A.	DFE, OWN FUNDS, RCR	Multi-Country	22.5
	EAF-Germany Kupke	OWN FUNDS, ERP in ERP-EIF FoF VC, RCR	Germany	4.0
	Co-investment with Enterprise Innovation Fund - Agrivi	IFE, NPI SM - HBOR	Croatia	2.8
	CMF-Earlybird 2012	German CMF	Germany	2.6
	CMF-Earlybird DWES VI	German CMF	Germany	38.9
	Thuja Capital Healthcare Fund III Cooperatief U.A.	DFE, IFE	Multi-Country	30.0
	Jeito S.L.P.	OWN FUNDS, RCR	Multi-Country	20.0
	CMF-Lakestar	German CMF	Germany	7.3
	Atlantic Labs German Growth GmbH & Co. KG	OWN FUNDS, ERP in ERP-EIF Growth, RCR	Germany	50.0
	Oltre III	EFSI - SMEW, OWN FUNDS, NPI TM - SII	Multi-Country	30.0
	IST CUBE GmbH & Co. KG	OWN FUNDS, IFE, RCR	Multi-Country	20.0
	EAF-Ireland Sheahan	EAF - Ireland	Ireland	0.5
	Frontline Venture Fund III Limited Partnership	IFE	Multi-Country	25.0
	Paua Ventures Fonds 2 GmbH & Co. KG	ERP in ERP-EIF FoF VC, IFE	Multi-Country	20.0
	BSOCIAL IMPACT FUND, FESE	EFSI - SMEW, OWN FUNDS	Spain	20.0
	Atlantic Food Labs Fund I GmbH & Co. KG	EFSI - SMEW, OWN FUNDS, ERP in ERP-EIF FoF VC, RCR	Multi-Country	30.0
	Sofinnova Industrial Biotechnology Fund 2	EFSI - SMEW, OWN FUNDS	Multi-Country	30.0
	Skylake Venture Fund I SCSp	IFE	Multi-Country	22.6
	Primo Space Fund	IFE	Multi-Country	6.0
	University Bridge Fund II, L.P.	IFE	Multi-Country	20.0
	Biogeneration Capital Fund IV C.V.	AMUF - LS, DFE, OWN FUNDS, RCR	Multi-Country	30.0
Orbital Ventures SCA SICAV-RAIF	IFE	Multi-Country	31.0	
<b>Grand Total</b>				<b>3,590.0</b>

## EIF GUARANTEES SIGNATURES (as at December 2020) (continued)

GSM GROUPING	DEAL NAME	RESOURCE(S)	GEOGRAPHIC FOCUS	TOTAL (€ million)
	PMI Italia II Fund	EFSI - Private Credit	Italy	10.0
	Spanish Direct Leasing Fund II	EFSI - Private Credit	Multi-Country	30.0
	Kepler Cheuvreux IFE Real Economy I	EFSI - Private Credit	Multi-Country	30.0
	ODDO BHF PRIVATE DEBT RAIF SCA – increased commitment	EFSI - Private Credit	Multi-Country	50.0
	ALFI PD Alternative Investment Fund	EFSI - Private Credit	Multi-Country	30.0
	Ver Capital Credit Partners SMEs VII SA SICAV SIF	EFSI - Private Credit	Multi-Country	10.0
	Idinvest Sustainable Maritime Infrastructure Fund	EFSI - Private Credit	Multi-Country	50.0
	CVI CEE Fund	EFSI - Private Credit	Multi-Country	40.0
	Alternative Direct Leasing Fund	EFSI - Private Credit	Multi-Country	50.0
	Vaurus SME Loan Fund I Ky	EFSI - Private Credit	Finland	27.5
	Tikehau Impact Lending SCA RAIF	EFSI - Private Credit	Multi-Country	50.0
<b>Total</b>				<b>377.5</b>
<b>COSME-LGF</b>	France Active Garantie 2 - COSME LGF	COSME-LGF	France	15.3
	UniCredit Bank Serbia - COSME - LGF	COSME-LGF	Serbia	6.3
	Kredi Garanti Fonu - COSME LGF	COSME-LGF	Turkey	21.6
	Deutsche Leasing Umbrella - Slovakia - COSME LFG	COSME-LGF	Slovakia	0.5
	Mutualité de Cautionnement (ex-MCAC) - COSME - LGF (COVID)	COSME-LGF	Luxembourg	1.3
	Raiffeisen Bank Bulgaria - COSME - LGF (COVID)	COSME-LGF	Bulgaria	12.4
	Deutsche Leasing Umbrella - Spain - COSME LFG	COSME-LGF	Spain	0.7
	Deutsche Leasing Umbrella - Netherlands - COSME LFG	COSME-LGF	Netherlands	0.8
	Raiffeisen Leasing Bulgaria - COSME - LGF	COSME-LGF	Bulgaria	1.4
	Ceskoslovenská obchodná banka (CSOB SK) - COSME - LGF (COVID)	COSME-LGF	Slovakia	7.9
	Deutsche Leasing Umbrella - Bulgaria - COSME LGF	COSME-LGF	Bulgaria	0.5
	Deutsche Leasing Umbrella - Poland - COSME LFG	COSME-LGF	Poland	0.8
	Federation Nationale des SOCAMA 3 - COSME LGF (COVID)	COSME-LGF	France	49.9
	PMV/z-Leningen – COSME – LGF (COVID)	COSME-LGF	Belgium	15.0
	Qredits 2 - COSME - LGF (COVID)	COSME-LGF	Netherlands	18.0
	National Bank of Greece - COSME - LGF (COVID)	COSME-LGF	Greece	24.0
	Eurobank Bulgaria AD - COSME - LGF	COSME-LGF	Bulgaria	3.2
	Deutsche Leasing Umbrella - France - COSME LFG	COSME-LGF	France	1.1
	Deutsche Leasing Umbrella - Czech Republic - COSME LFG	COSME-LGF	Czech Republic	1.0
	MONETA Money Bank - COSME - LGF (COVID)	COSME-LGF	Czech Republic	4.1
	Sihtasutus KredEx 2 - COSME LGF (COVID)	COSME-LGF	Estonia	23.0
	Deutsche Leasing Umbrella - Austria - COSME LFG	COSME-LGF	Austria	1.0
	Bank Gospodarstwa Krajowego (BGK) - COSME - LGF (COVID)	COSME-LGF	Poland	51.6
	SIAGI - COSME - LGF (COVID)	COSME-LGF	France	18.4
	Bpifrance Financement - COSME LGF (digit)	COSME-LGF	France	40.0
	DSK Bank EAD – COSME (COVID)	COSME-LGF	Bulgaria	5.2
	Credem 2 - COSME - LGF (COVID)	COSME-LGF	Italy	24.8
	Crnogorska Komercijalna Banka (CKB) - COSME - LGF	COSME-LGF	Montenegro	0.8
	BPCE - Caisse d'Epargne – COSME LGF (COVID)	COSME-LGF	France	25.0
	Raiffeisen Bank Romania - COSME - LGF (COVID)	COSME-LGF	Romania	9.4
	BEEQUIP B.V. - COSME LGF (COVID)	COSME-LGF	Netherlands	3.8
	Raiffeisen Bank Bosnia and Herzegovina - COSME - LGF	COSME-LGF	Bosnia and Herzegovina	1.0
	Pekao - COSME - LGF (COVID)	COSME-LGF	Poland	2.5
	Eurobank - COSME - LGF (COVID)	COSME-LGF	Greece	25.0
	Komerčni Banka - COSME - LGF (COVID)	COSME-LGF	Czech Republic	25.6
	Vaekstfonden 2 - COSME - LGF (COVID)	COSME-LGF	Denmark	4.0
	PKO Leasing - COSME LGF (COVID)	COSME-LGF	Poland	24.1
	Sowalfin 2 - COSME - LGF (COVID)	COSME-LGF	Belgium	16.9
	Alpha Bank Greece - COSME - LGF	COSME-LGF	Greece	22.0
	CEC Bank - COSME - LGF (COVID)	COSME-LGF	Romania	3.1
	Byggaostofnun – COSME LGF	COSME-LGF	Iceland	2.0



## EIF GUARANTEES SIGNATURES (as at December 2020) (continued)

GSM GROUPING	DEAL NAME	RESOURCE(S)	GEOGRAPHIC FOCUS	TOTAL (€ million)	
COSME-LGF	Nuevo Micro Bank 2 (MicroBank) - COSME - LGF (COVID)	COSME-LGF	Spain	58.5	
	Finnvera Oyj - COSME - LGF (COVID)	COSME-LGF	Finland	50.0	
	France Active Garantie 4 - COSME LGF	COSME-LGF	France	5.0	
	United Bulgarian Bank 2 - COSME - LGF (digit-COVID)	COSME-LGF	Bulgaria	30.4	
	Banca Transilvania - COSME - LGF (COVID)	COSME-LGF	Romania	10.7	
	Deutsche Leasing Umbrella - Hungary - COSME LGF	COSME-LGF	Hungary	1.6	
	Home Building Finance Ireland (HBF) – COSME LGF	COSME-LGF	Ireland	4.8	
	Malta Development Bank – COSME	COSME-LGF	Malta	5.3	
	CERSA 2 - COSME - LGF - (digit-COVID)	COSME-LGF	Spain	73.0	
	Erste Bank Novi Sad (Serbia) - COSME - LGF	COSME-LGF	Serbia	0.5	
	K&H - COSME - LGF (COVID)	COSME-LGF	Hungary	2.0	
	Caixa Geral de Depósitos (CGD) - COSME LGF (digit- COVID)	COSME-LGF	Portugal	27.6	
	Kreditanstalt für Wiederaufbau (KfW) 3 - COSME	COSME-LGF	Germany	36.0	
	Deutsche Leasing Umbrella (CE) – COSME LGF	COSME-LGF	Multi-Country	3.4	
	BCC Lease 2 - COSME - LGF (COVID)	COSME-LGF	Italy	1.6	
	CMZRB - Ceskomoravska zarucni a rozvojova banka 2 - COSME - LGF (digit)	COSME-LGF	Czech Republic	19.4	
	Altum - COSME - LGF (COVID)	COSME-LGF	Latvia	2.4	
	Agrar-Vallalkozasi Hitelgarancia Alapitvány (AVHGA) - COSME - LGF (COVID)	COSME-LGF	Hungary	4.3	
	Piraeus Bank - COSME - LGF (COVID)	COSME-LGF	Greece	24.9	
	Cassa Depositi e Prestiti 2 (CDP) Investment platform - COSME - LGF (COVID)	COSME-LGF	Italy	49.9	
	Raiffeisen banka a.d. – COSME LGF (digit)	COSME-LGF	Serbia	3.4	
	UniCredit Bulbank - COSME - LGF (COVID)	COSME-LGF	Bulgaria	15.3	
	BdM-MCC - Fondo centrale di Garanzia 2 - COSME - LGF (COVID)	COSME-LGF	Italy	50.0	
	Privredna Banka Zagreb (PBZ) - COSME - LGF (COVID)	COSME-LGF	Croatia	0.6	
	Austria Wirtschaftsservice 2 (AWS) - COSME - LGF (COVID)	COSME-LGF	Austria	5.7	
	<b>COSME-LGF Total</b>				<b>1,001.1</b>
	InnovFin SMEG	Alba Leasing 2 - IFSMEG	InnovFin SMEG	Italy	20.0
		Bank Leumi - IFSMEG	InnovFin SMEG	Israel	44.2
		GEDESCO Finance - IFSMEG	InnovFin SMEG	Spain	25.0
		TBC Bank - IFSMEG	InnovFin SMEG	Georgia	7.5
Banco BPM 2 - IFSMEG		InnovFin SMEG	Italy	95.0	
Mobiasbanca - IFSMEG		InnovFin SMEG	Moldova, Republic of	11.0	
BCC Cambiano Umbrella 2 - Banca Cambiano - IFSMEG		InnovFin SMEG	Italy	10.0	
BCC Cambiano Umbrella 2 - BCC Pisa e Fornacette - IFSMEG		InnovFin SMEG	Italy	5.0	
Bank Nordik - IFSMEG		InnovFin SMEG	Faroe Islands	20.2	
BCC Cambiano Umbrella 2 - Cabel Leasing - IFSMEG		InnovFin SMEG	Italy	3.0	
Sydbank - IFSMEG		InnovFin SMEG	Denmark	25.0	
Tenax - IFSMEG		InnovFin SMEG	Italy	0.1	
Bpifrance financement PI FEI 4 - IFSMEG		InnovFin SMEG	France	150.0	
Credit Agricole Italia 2 (Cariparma Group) - IFSMEG		InnovFin SMEG	Italy	15.0	
Erste & Steiermärkische Bank - IFSMEG (COVID)		InnovFin SMEG	Croatia	75.0	
BANKIA - IFSMEG (COVID)		InnovFin SMEG	Spain	60.0	
Banca Valsabbina 2 - IFSMEG (COVID)		InnovFin SMEG	Italy	62.5	
Participatiefonds Vlaanderen (PMV) - IFSMEG (COVID)		InnovFin SMEG	Belgium	60.0	
Bpifrance financement start-up 4 - IFSMEG (COVID)		InnovFin SMEG	France	100.0	
Strategic Banking Corporation of Ireland (SBCI) - IFSMEG (COVID)		InnovFin SMEG	Ireland	60.0	
OP Corporate Bank - IFSMEG (COVID)		InnovFin SMEG	Multi-Country	60.0	
PKO Leasing 2 - IFSMEG (COVID)		InnovFin SMEG	Poland	34.5	
Banco Comercial Portugues 2 (BCP) - IFSMEG (COVID)		InnovFin SMEG	Portugal	130.0	
Banca di Cividale - IFSMEG		InnovFin SMEG	Italy	10.0	
Creval 3 - IFSMEG (COVID)		InnovFin SMEG	Italy	70.0	
BGL BNP Paribas 2 - IFSMEG (COVID)		InnovFin SMEG	Luxembourg	9.6	
Banco di Desio e della Brianza - IFSMEG (COVID)		InnovFin SMEG	Italy	40.0	

# EIF GUARANTEES SIGNATURES (as at December 2020) (continued)

GSM GROUPING	DEAL NAME	RESOURCE(S)	GEOGRAPHIC FOCUS	TOTAL (€ million)
<b>InnovFin SMEG</b>	Invest-NL - IFSMEG (COVID)	InnovFin SMEG	Netherlands	48.2
	Financiere Arbevel - IFSMEG	InnovFin SMEG	France	25.0
	CERSA 2 - IFSMEG (COVID)	InnovFin SMEG	Spain	60.0
	Nordea - IFSMEG (COVID)	InnovFin SMEG	Multi-Country	98.0
	Komerčni Banka 2 - IFSMEG (COVID)	InnovFin SMEG	Czech Republic	58.8
	ABN AMRO - IFSMEG (COVID)	InnovFin SMEG	Netherlands	105.0
	Mediocredito Trentino-Alto Adige 3 (MCTAA) - IFSMEG (COVID)	InnovFin SMEG	Italy	32.0
	Deutsche Bank Germany - IFSMEG (COVID)	InnovFin SMEG	Germany	110.0
	Intesa Sanpaolo - (ex Mediocredito Italiano) - IFSMEG (COVID)	InnovFin SMEG	Italy	60.0
	Vaekstfonden 2 - IFSMEG (COVID)	InnovFin SMEG	Denmark	92.3
	Banco BPI 2 - IFSMEG (COVID)	InnovFin SMEG	Portugal	85.0
	Sowalfin 2- IFSMEG (COVID)	InnovFin SMEG	Belgium	14.2
	Svensk Exportkredit - IFSMEG (COVID)	InnovFin SMEG	Sweden	80.0
	Caixa Geral de Depósitos (CGD) - IFSMEG (COVID)	InnovFin SMEG	Portugal	85.0
	CSOB - IFSMEG (COVID)	InnovFin SMEG	Czech Republic	16.0
	Cassa di Risparmio di Bolzano - IFSMEG	InnovFin SMEG	Italy	22.5
	Trea 2 - IFSMEG (COVID)	InnovFin SMEG	Spain	45.0
	Banca Sella - IFSMEG (COVID)	InnovFin SMEG	Italy	45.0
	DSK Bank - IFSMEG (COVID)	InnovFin SMEG	Bulgaria	4.0
	ProCredit - Romania - IFSMEG (COVID)	InnovFin SMEG	Romania	32.0
	ProCredit - Bulgaria & Greece - IFSMEG (COVID)	InnovFin SMEG	Multi-Country	48.0
	Bank of Georgia - IFSMEG	InnovFin SMEG	Georgia	90.0
	Entrepreneur Venture - IFSMEG (COVID)	InnovFin SMEG	France	36.0
	Banque Wormser Freres - IFSMEG (COVID)	InnovFin SMEG	France	16.0
	Banca Cassa di Risparmio di Savigliano - IFSMEG (COVID)	InnovFin SMEG	Italy	7.0
	Sabadell Venture Capital – IFSMEG (COVID)	InnovFin SMEG	Spain	40.0
	LfA Förderbank Bayern - IFSMEG (COVID)	InnovFin SMEG	Germany	60.0
	EKF Danmarks Eksportkredit - IFSMEG	InnovFin SMEG	Denmark	17.0
	Raiffeisen Bank Bulgaria - IFSMEG (COVID)	InnovFin SMEG	Bulgaria	14.4
	Audacia - IFSMEG	InnovFin SMEG	France	25.0
	Erste & Steiermarkische Bank Umbrella (CE) - IFSMEG	InnovFin SMEG	Croatia	15.0
	Erste & Steiermarkische Bank Umbrella - Sparkasse Bank Bosnia & Herzegovina - IFSMEG	InnovFin SMEG	Bosnia and Herzegovina	10.0
	K&H - IFSMEG (COVID)	InnovFin SMEG	Hungary	1.8
	Aegon Investment Management - IFSMEG (COVID)	InnovFin SMEG	Netherlands	60.0
	Austria Wirtschaftsservice (AWS) - IFSMEG (COVID)	InnovFin SMEG	Austria	55.0
	Raise IDF - IFSMEG	InnovFin SMEG	France	5.0
	Bank Lviv - IFSMEG	InnovFin SMEG	Ukraine	10.0
	Erste & Steiermarkische Bank Umbrella - Sparkasse North Macedonia - IFSMEG	InnovFin SMEG	North Macedonia	5.0
	Raiffeisenbank Czech Republic - IFSMEG (COVID)	InnovFin SMEG	Czech Republic	19.0
	Banco Santander - IFSMEG (COVID)	InnovFin SMEG	Spain	60.0
<b>InnovFin SMEG Total</b>				<b>2,914.7</b>
<b>Regional Mandates</b>	TISE - ESIF-Silesia PRSL	ESIF-Silesia	Poland	4.9
	Strategic Banking Corporation of Ireland (SBCI) - Future Growth Loan Scheme	Irish SMEs	Ireland	320.0
	ProCredit Bank – JER BG Documentary Finance (COVID)	JER-009 BULGARIA	Bulgaria	25.0
	OMA Savings Bank - SMEI Finland	SME Initiative - Finland	Finland	37.5
	United Bulgarian Bank – JER BG Documentary Finance (COVID)	JER-009 BULGARIA	Bulgaria	15.0
	Cooperative Bank of Karditsa - ESIF Greece EAFRD	ESIF EAFRD Greece	Greece	2.0
	Piraeus Bank - ESIF Greece EAFRD	ESIF EAFRD Greece	Greece	40.0
	ProCredit Bank Albania - WB EDIF Youth	WB EDIF GF Youth	Albania	1.4
	Caixa Central de Credito Agricola Mutuo - Agri portugal	ESIF EAFRD Portugal	Portugal	11.9
	National Bank of Greece - ESIF Greece EAFRD	ESIF EAFRD Greece	Greece	14.0
	Cooperative Bank of Thessaly - ESIF Greece EAFRD	ESIF EAFRD Greece	Greece	4.0

# EIF GUARANTEES SIGNATURES (as at December 2020) (continued)

GSM GROUPING	DEAL NAME	RESOURCE(S)	GEOGRAPHIC FOCUS	TOTAL (€ million)
<b>Regional Mandates</b>	Intesa Sanpaolo Banka BiH - WB EDIF Youth	WB EDIF GF Youth	Bosnia and Herzegovina	1.0
	Banco BPI - Agri Portugal	ESIF EAFRD Portugal	Portugal	10.0
	Caisse d'Epargne - FOSTER-Languedoc Roussillon ERDF	ESIF - FOSTER-LR ERDF (SF02)	France	3.1
	Raiffeisen Bank SH.A Albania - WB EDIF YOUTH	WB EDIF GF Youth	Albania	3.0
	Aktia - SMEi Finland	SME Initiative - Finland	Finland	25.0
	POP Bank - SMEi Finland	SME Initiative - Finland	Finland	12.5
	Banco Santander Totta - Agri Portugal	ESIF EAFRD Portugal	Portugal	7.3
	ProCredit Bank Bulgaria - ESIF Greece EAFRD	ESIF EAFRD Greece	Greece	4.0
	Fundusz Gornoslaski (FGSA) - ESIF-Silesia PRSL	ESIF-Silesia	Poland	5.0
	ProCredit Bank Kosovo - WB EDIF Youth	WB EDIF GF Youth	Kosovo	3.4
	OP OSUUSKUNTA 2 (OP Cooperative Bank) - SMEi Finland	SME Initiative - Finland	Finland	60.0
	Eurobank Bulgaria AD - Jeremie BG FLPG (COVID)	JER-009 BULGARIA	Bulgaria	15.0
	Raiffeisen Bank Kosovo - WB EDIF Youth	WB EDIF GF Youth	Kosovo	1.9
	Savings Banks Group (Saastopankki) - SMEi Finland	SME Initiative - Finland	Finland	40.0
	Caixa Geral de Depósitos - Agri Portugal	ESIF EAFRD Portugal	Portugal	10.0
	Piraeus Bank - ESIF ERDF Greece	Guarantee Fund for Greece	Greece	40.0
	Attica Bank - ESIF ERDF Greece	Guarantee Fund for Greece	Greece	14.0
	Bank of Valletta - ESIF EERE Malta	ESIF - EERE Malta	Malta	10.8
	National Bank of Greece - ESIF ERDF Greece	Guarantee Fund for Greece	Greece	30.0
	ProCredit Bank EAD - ESIF ERDF Greece	Guarantee Fund for Greece	Greece	14.0
	DSK Bank - Jeremie BG FLPG (COVID)	JER-009 BULGARIA	Bulgaria	15.0
	Pancretan Cooperative Bank - ESIF Greece EAFRD	ESIF EAFRD Greece	Greece	1.0
	APS Bank - ESIF EERE Malta	ESIF - EERE Malta	Malta	5.0
	UniCredit Bulbank - JER BG Documentary Finance (COVID)	JER-009 BULGARIA	Bulgaria	20.0
	Eurobank - ESIF Greece EAFRD	ESIF EAFRD Greece	Greece	26.4
	Eurobank - ESIF ERDF Greece	Guarantee Fund for Greece	Greece	40.0
	Raiffeisenbank EAD - Jeremie BG FLPG (COVID)	JER-009 BULGARIA	Bulgaria	15.0
<b>Regional Mandates Total</b>				<b>908.0</b>
<b>Securitisation</b>	KMU Portfolio Germany - OR	OWN FUNDS	Germany	50.0
	Santander Consumer Portugal 2020 - OR/SLA (COVID)	OWN FUNDS	Portugal	97.6
	Hypo Vorarlberg Synthetic 2020-1- SLA Fronted (COVID)	EIB SLA	Multi-Country	56.1
	COCO Finance III-4 - SLA Fronted (COVID)	EIB SLA	Germany	131.3
	Intesa Sanpaolo RegCap 2020 - SLA Fronted (COVID)	EIB SLA	Italy	89.6
	Olympic Green Funding - OR	OWN FUNDS	Greece	93.0
	Santander Magdalena 4 SME Funded Synthetic 2020 - OR/SLA (COVID)	OWN FUNDS	Spain	5.0
	Banca Agricola Popolare di Ragusa (BAPR) - SME Initiative Italy	COSME-LGF, OWN FUNDS, SME Initiative - Italy	Italy	98.5
	Slovenska Sporitelna Synthetic - SLA Fronted (COVID)	EIB SLA	Slovakia	48.3
	ING Synthetic 2020-1 - OR/SLA Fronted (COVID)	EIB SLA, OWN FUNDS	Netherlands	795.3
	Deutsche Leasing Synthetic 2020-1 - OR - SLA Fronted (COVID)	EIB SLA, OWN FUNDS	Romania	255.0
	Sabadell SME Synthetic 2020 - SLA Fronted (COVID)	EIB SLA	Spain	96.0
	BBVA - Vela SME 2020-1 - SLA Fronted (COVID)	EIB SLA	Spain	87.1
	Santander Leasing Synthetic 2020-1 - OR/SLA Fronted (COVID)	EIB SLA, OWN FUNDS	Poland	445.5
	Voba Synthetic 2019 - OR/SLA Fronted (COVID)	EIB SLA, OWN FUNDS	Italy	91.9
	Alba 11 - OR/SLA (COVID)	OWN FUNDS	Italy	50.0
	BNP Synthetic Proxima 2 - 2020 - SLA Fronted (COVID)	EIB SLA	France	103.1
	Montepio SME Synthetic 2020 - OR/SLA Fronted (COVID)	EIB SLA, OWN FUNDS	Portugal	387.8
	Banco BPM RegCap 2020 - SLA Fronted (COVID)	EIB SLA	Italy	76.6
	Landesbank Baden-Württemberg (LBBW) Synthetic 2020-1 - SLA Fronted (COVID)	EIB SLA	Germany	95.0
	Monte dei Paschi di Siena (MPS) - SMEi Italy	COSME-LGF, OWN FUNDS, SME Initiative - Italy	Italy	76.2
	BTV Synthetic 2020 (Austria) - OR/SLA Fronted (COVID)	EIB SLA, OWN FUNDS	Multi-Country	130.5
	Luminor Synthetic 2020 - OR/SLA Fronted (COVID)	EIB SLA, OWN FUNDS	Multi-Country	432.8
<b>Securitisation Total</b>				<b>3,792.3</b>

## EIF GUARANTEES SIGNATURES (as at December 2020) (continued)

GSM GROUPING	DEAL NAME	RESOURCE(S)	GEOGRAPHIC FOCUS	TOTAL (€ million)
CCS GF	Cassa Depositi e Prestiti (CDP) - CCS GF	CCS GF	Italy	8.4
	Raiffeisenbank EAD – CCS GF	CCS GF	Bulgaria	1.8
	Austria Wirtschaftsservice (AWS) - CCS GF	CCS GF	Austria	3.5
	Banco Comercial Portugues (BCP) - CCS GF	CCS GF	Portugal	25.2
	Wallimage Enterprises – CCS GF	CCS GF	Belgium	2.8
	Finora Capital - CCS	CCS GF	Multi-Country	1.1
	CERSA - CCS GF (COVID)	CCS GF	Spain	27.9
	Credito Emiliano – CCS GF	CCS GF	Italy	14.0
	REinvent Finance – CCS GF	CCS GF	Multi-Country	6.5
	UniCredit Bank Romania - CCS	CCS GF	Romania	7.2
	IFCIC - CCS GF - CG	CCS GF	France	1.8
	IFCIC - CCS GF - DG (COVID)	CCS GF	France	15.8
<b>CCS GF Total</b>				<b>115.8</b>
DCFTA East GF	Raiffeisen Bank Aval - DCFTA East	DCFTA East GF	Ukraine	6.5
<b>DCFTA East GF Total</b>				<b>6.5</b>
Skills and Education Guarantee Pilot	MicroBank Spain – S&E	Skills and Education Guarantee Pilot	Spain	8.3
	BT Microfinantare IFN - S&E GP	Skills and Education Guarantee Pilot	Romania	1.8
<b>Skills and Education Guarantee Pilot Total</b>				<b>10.2</b>
<b>Grand Total</b>				<b>9,126.2</b>

# EIF INCLUSIVE FINANCE SIGNATURES (as at December 2020)

EIF OVERVIEW 2020	DEAL NAME	RESOURCE	GEOGRAPHIC FOCUS	TOTAL (€ million)
Capacity Building Investments	Vitas - Easi CBI - MF	EaSi CBI	Romania	1.9
	Lithuanian Central Credit Union (LCCU) - EaSI CBI	EaSi CBI	Lithuania	2.0
	Qredits - Easi CBI - MF	EaSi CBI	Netherlands	5.0
Capped	BT Microfinantare IFN - EaSI MF	EaSI GFI	Romania	5.8
	Komerčni Banka 2 - EaSI MF	EaSI GFI	Czech Republic	5.7
	Laboral Kutxa 2 - EaSI - MF	EaSI GFI	Spain	3.0
	Microbank - EaSI SE	EaSI GFI	Spain	12.0
	Patria Bank 2 - EaSI MF	EaSI GFI	Romania	5.8
	Faktoro - EaSI MF	EaSI GFI	Lithuania	0.6
	Montepio EaSI SE	EaSI GFI	Portugal	12.0
	Initiative France 2 - EaSI - MF	EaSI GFI	France	0.8
	Colonya Caixa Pollenca 2 - EaSI MF	EaSI GFI	Spain	0.9
	Oportunitas - EaSI MF	EaSI GFI	Spain	0.4
	OMRO - EaSI MF	EaSI GFI	Romania	1.4
	Investiciono-Razvojini Fond Crne Gore (IRFCG) EaSI-MF	EaSI GFI	Montenegro	0.4
	Alpha Bank Greece - EaSI MF	EaSI GFI	Greece	3.6
	UniCredit Umbrella - UniCredit Bank Romania- EaSI MF	EaSI GFI	Romania	1.3
	Moneta Money Bank - EaSI MF	EaSI GFI	Czech Republic	6.8
	France Active Investissement 2 – EaSI – SE	EaSI GFI	France	5.3
	FED Invest - EaSI - MF	EaSI GFI	Albania	1.8
	UniCredit Umbrella - Zagrebacka Banka - EaSI MF	EaSI GFI	Croatia	1.3
	UTCAR-West - EaSI MF	EaSI GFI	Romania	0.8
	Noviti Finance- EaSI MF	EaSI GFI	Multi-Country	0.8
	Cooperative Bank of Chania - EaSI MF	EaSI GFI	Greece	0.9
	UniCredit Umbrella - UniCredit Bank Serbia - EaSI MF	EaSI GFI	Serbia	1.9
	Coop57 SCCL - EaSI SE	EaSI GFI	Spain	4.0
	Cooperative Bank of Karditsa 2 – EaSI MF	EaSI GFI	Greece	1.4
	Unicredit Umbrella - Unicredit SpA (CE) - EaSI MF	EaSI GFI	Multi-Country	0.6
	Triodos - EaSI - SE	EaSI GFI	Multi-Country	5.7
	Crnogorska Komercijalna Banka (CKB) - EaSI - MF	EaSI GFI	Montenegro	1.2
	Gruppo Cooperativo CGM Finance - EaSI SE	EaSI GFI	Italy	1.2
	Raiffeisen Bank Romania - EaSI MF	EaSI GFI	Romania	9.3
	Lithuanian Central Credit Union (LCCU) - EaSI MF	EaSI GFI	Lithuania	1.2
	Banca Intesa ad Beograd - EaSI MF	EaSI GFI	Serbia	2.4
	FIN Yritysrähoitus Oy - EaSI MF	EaSI GFI	Finland	1.3
	Nordic Finance Business Partner AB - EaSI MF	EaSI GFI	Multi-Country	1.5
Banco Comercial Portugues (BCP) - EaSI SE	EaSI GFI	Portugal	9.6	
Aros Kapital - EaSI MF	EaSI GFI	Sweden	1.5	
Patria credit - EaSI MF	EaSI GFI	Romania	2.6	
Silk Road Bank Skopje - EaSI MF	EaSI GFI	North Macedonia	0.7	
Attica Bank – EaSI MF	EaSI GFI	Greece	1.2	
Pekao WC Loan - EaSI - MF	EaSI GFI	Poland	2.8	
Vojvodjanska banka a.d. Novi Sad - EaSI MF	EaSI GFI	Serbia	2.0	
Loans	Opportunity Bank Serbia (OBS) - EaSI Funded MF	EaSI - Funded	Serbia	10.0
	Agricover - EaSI Funded MF	EaSI - Funded	Romania	7.2
	FAER - EaSI Funded MF	EaSI - Funded	Romania	2.1
<b>Grand Total</b>				<b>151.9</b>







# **FINANCING AND BORROWING ACTIVITIES**

**2020**



**The EIB Group** consists of  
the European Investment Bank and  
the European Investment Fund.

print: ISBN 978-92-861-4920-7  
pdf: ISBN 978-92-861-4921-4

EN 05/2021